


**NATIONAL JUDGES
ASSOCIATION**

April 30, 2009
**NOVICE
 PERCUSSION**
 Prelims

**TIA ALL-CHAPTER CHAMPIONSHIPS
 2009 WEEKEND IN WILDWOOD**

		UNIT																
		code	Sensations	Blue Thunder		Homer-Center	Mount Union	Northeast Catholic	Glen Burnie	Brandywine Heights	Avonworth	Johnstown						
		INP	INP		SNP	SNP	SNP	SNP	SNP	SNP	SNP							
VISUAL ANALYSIS JUDGE	Composition	70	78		83	91	71	84	83	85	84							
	Performance Quality	71	74		80	90	69	82	81	85	84							
	TOTAL	141	152		163	181	140	166	164	170	168							
PERFORMANCE ANALYSIS JUDGE	Composition	151	160		182	185	162	189	169	175	173							
	Performance Quality	149	151		172	178	167	176	168	170	166							
	TOTAL	300	311		354	363	329	365	337	345	339							
GENERAL EFFECT JUDGE	Music Effect	149	160		167	183	154	165	170	176	163							
	Overall Effect	147	162		164	185	156	169	167	175	166							
	TOTAL	296	322		331	368	310	334	337	351	329							
CHIEF JUDGE	SUB - TOTAL	73.7	78.5		84.8	91.2	77.9	86.5	83.8	86.6	83.6							
JUDGE	LESS PENALTIES	0	0		0	0	0	0	0	0	0							
JUDGE	FINAL SCORE	73.7	78.5		84.8	91.2	77.9	86.5	83.8	86.6	83.6							
	PLACEMENT	2	1		4	1	7	3	5	2	6							




TIA ALL-CHAPTER CHAMPIONSHIPS 2009 WEEKEND IN WILDWOOD

**NATIONAL JUDGES
ASSOCIATION**

April 30, 2009
INTERMEDIATE A
PERCUSSION
Prelims

		UNIT																		
		code	Abington Percussion Theatre	Lebanon	Southern Tioga	Elizabeth Forward	St. Marys	Owen J. Roberts	Huntingdon Area	Edison	Penncrest	DuBois	Ridley	Central Dauphin	Eastern Regional	Connellsville	Wilson	Hatboro-Horsham	Westmont-hilltop	Elk County Catholic
			IIP	IIP	IIP	SIP	SIP	SIP	SIP	SIP	SIP	SIP	SIP	SIP	SIP	SIP	SIP	SIP	SIP	SIP
VISUAL ANALYSIS JUDGE	Composition		83	86	81	87	92	83	84	82	88	86	86	82	81	83	80	89	79	82
	Performance Quality		81	83	79	84	90	85	82	83	86	86	87	82	80	84	79	88	78	81
	TOTAL		164	169	160	171	182	168	166	165	174	172	173	164	161	167	159	177	157	163
PERFORMANCE ANALYSIS JUDGE	Composition		158	178	165	176	184	173	165	175	162	163	182	190	185	174	188	186	179	166
	Performance Quality		153	175	161	174	182	164	161	165	157	159	178	188	178	164	186	184	177	170
	TOTAL		311	353	326	350	366	337	326	340	319	322	360	378	363	338	374	370	356	336
GENERAL EFFECT JUDGE	Music Effect		166	174	168	185	189	171	174	177	165	168	191	179	182	172	178	193	180	176
	Overall Effect		164	175	177	186	189	175	178	180	168	171	191	177	183	173	181	193	184	185
	TOTAL		330	349	345	371	378	346	352	357	333	339	382	356	365	345	359	386	364	361
CHIEF JUDGE	SUB - TOTAL		80.5	87.1	83.1	89.2	92.6	85.1	84.4	86.2	82.6	83.3	91.5	89.8	88.9	85	89.2	93.3	87.7	86
JUDGE	LESS PENALTIES		0	0	0	0	0	0	0	0	0	0	0	0	0	0	0	0.6	0	0
JUDGE	FINAL SCORE		80.5	87.1	83.1	89.2	92.6	85.1	84.4	86.2	82.6	83.3	91.5	89.8	88.9	85	89.2	92.7	87.7	86
	PLACEMENT		3	1	2	5	2	11	13	9	15	14	3	4	7	12	5	1	8	10




**TIA ALL-CHAPTER CHAMPIONSHIPS
2009 WEEKEND IN WILDWOOD**

**NATIONAL JUDGES
ASSOCIATION**

**30-Apr-09
"A"
PERCUSSION
Prelims**

		UNIT																	
		code	Blazers	Rapid Fire	Imperial Dynasty		Perkiomen Valley	Old Bridge	Cab Calloway	William Penn	Central Mountain	Blue Mountain							
			IAP	IAP	IAP		SAP	SAP	SAP	SAP	SAP	SAP							
VISUAL ANALYSIS JUDGE	Composition		85	88	93		92	86	89	87	88	86							
	Performance Quality		83	86	90		90	83	87	86	84	84							
	TOTAL		168	174	183		182	169	176	173	172	170							
PERFORMANCE ANALYSIS JUDGE	Composition		176	185	186		175	188	172	180	183	189							
	Performance Quality		170	182	184		172	185	176	179	182	182							
	TOTAL		346	367	370		347	373	348	359	365	371							
GENERAL EFFECT JUDGE	Music Effect		184	186	190		186	188	182	191	189	181							
	Overall Effect		181	184	186		184	185	180	189	187	178							
	TOTAL		365	370	376		370	373	362	380	376	359							
CHIEF JUDGE	SUB - TOTAL		87.9	91.1	92.9		89.9	91.5	88.6	91.2	91.3	90							
JUDGE	LESS PENALTIES		0	0	0		0	0	0	0	0	0							
JUDGE	FINAL SCORE			91.1	92.9		89.9	91.5	88.6	91.2	91.3	90							
	PLACEMENT			2	1		5	1	6	3	2	4							



TIA ALL-CHAPTER CHAMPIONSHIPS 2009 WEEKEND IN WILDWOOD

**NATIONAL JUDGES
ASSOCIATION**

**April 30, 2009
OPEN, WORLD
PERCUSSION
Prelims**

		UNIT																	
		code	Daniel Boone	Parkland	Souderton	Highland Regional	Haddon Heights	Timber Creek		Norristown	Upper darby	Mechanicsburg	Bensalem	Lower Dauphin					
			SOP	SOP	SOP	SOP	SOP	SOP		SWP	SWP	SWP	SWP	SWP					
VISUAL ANALYSIS JUDGE	Composition		87	88	84	91	90	93		88	85	91	83	86					
	Performance Quality		85	87	82	86	89	91		86	84	90	81	85					
	TOTAL		172	175	166	177	179	184		174	169	181	164	171					
PERFORMANCE ANALYSIS JUDGE	Composition		188	183	176	181	182	189		191	189	185	182	181					
	Performance Quality		186	181	173	178	179	189		189	186	180	179	183					
	TOTAL		374	364	349	359	361	378		380	375	365	361	364					
GENERAL EFFECT JUDGE	Music Effect		184	182	183	185	188	192		187	188	183	179	180					
	Overall Effect		180	178	180	181	184	190		186	189	180	177	175					
	TOTAL		364	360	363	366	372	382		373	377	363	356	355					
CHIEF JUDGE	SUB - TOTAL		91	89.9	87.8	90.2	91.2	94.4		92.7	92.1	90.9	88.1	89					
JUDGE	LESS PENALTIES		0	0	0	0	0	0		0	0	0	0	0					
JUDGE	FINAL SCORE		91	89.9	87.8	90.2	91.2	94.4		92.7	92.1	90.9	88.1	89					
	PLACEMENT		3	5	6	4	2	1		1	2	3	5	4					