


TOURNAMENT INDOOR ASSOCIATION

COLOR GUARD RECAP



Host **BLACKWATCH**

Date: **1/29/2011**


Chapter: **1**

		UNIT	HADDON HEIGHTS	HADDON HEIGHTS MS	HYPE JV	COLLINGSWOOD	EASTSIDE	AMP	BARNEGATE	PEMBERTON	WILLIAM PENN		HATBORO HORSHAM	RADNOR	GATEWAY REGIONAL	WILLIAM PENN	PLYMOUTH WHITEMARSH		IN THEORY	TIMBER CREEK
		code	ICG	SMG	IJG	ING	ING	ING	SNG	SNG	SNG		SIG	SIG	SIG	SIG	SIG		IIG	IIG
EQUIPMENT JUDGE	Vocabulary		45	48	39	49	54	53	45	43			44	41	42	38	40		43	39
	Excellence		71	82	64	79	93	88	77	74			73	62	69	52	58		65	55
	TOTAL		11.6	13	10.3	12.8	14.7	14.1	12.2	11.7			11.7	10.3	11.1	9	9.8		10.8	9.4
MOVEMENT JUDGE	Vocabulary		50	54	47	52	49	58	48	46			52	54	44	49	55		51	50
	Excellence		91	88	85	86	87	99	85	84			87	89	69	73	90		83	81
	TOTAL		14.1	14.2	13.2	13.8	13.6	15.7	13.3	13			13.9	14.3	11.3	12.2	14.5		13.4	13.1
ENSEMBLE JUDGE	Composition		56	60	49	59	66	61	63	58			56	61	64	62	63		63	59
	Excellence		54	57	46	55	61	57	60	53			55	58	62	56	60		61	55
	TOTAL		11	11.7	9.5	11.4	12.7	11.8	12.3	11.1			11.1	11.9	12.6	11.8	12.3		12.4	11.4
GENERAL EFFECT JUDGE	Repertoire		56	62	46	48	66	64	54	57			57	60	66	59	62		54	63
	Performance		53	59	44	46	63	61	50	55			53	56	65	59	55		51	57
	TOTAL		10.9	12.1	9	9.4	12.9	12.5	10.4	11.2			11	11.6	13.1	11.8	11.7		10.5	12
GENERAL EFFECT JUDGE	Repertoire		65	67	57	66	69	67	68	57			61	57	59	58	60		56	57
	Performance		61	63	54	62	64	63	64	53			57	52	55	54	56		54	54
	TOTAL		12.6	13	11.1	12.8	13.3	13	13.2	11			11.8	10.9	11.4	11.2	11.6		11	11.1
CHIEF JUDGE	SUB- TOTAL		60.2	64.0	53.1	60.2	67.2	67.1	61.4	58.0			59.5	59.0	59.5	56.0	59.9		58.1	57.0
JUDGE	LESS PENALTIES		0.0	0.0	0.0	0.0	0.0	0.0	0.0	0.0			0.0	0.0	0.0	0.0	0.0		0.0	0.0
JUDGE	FINAL SCORE	0.0	60.2	64.0	53.1	60.2	67.2	67.1	61.4	58.0			59.5	59.0	59.5	56.0	59.9		58.1	57.0
	PLACEMENT		1	1	3	2	1	1	2	3			2	4	2	5	1		1	2

GOOD

TOURNAMENT INDOOR ASSOCIATION

COLOR GUARD RECAP




Host **BLACKWATCH**

Date: **1/29/2011**

Chapter: **1**

	UNIT	SATURDAY MATINEE	HIGH VOLTAGE	HYPE CO- MOTION	EVOLUTION		WASHINGTON TWP	SOUTHERN REGIONAL	MATAWAN	TRITON			DELAZURE			BLACKWATCH		
	code	IAG	IAG	IAG	IAG		SAG	SAG	SAG	SAG			IOG			IWG		
EQUIPMENT JUDGE	Vocabulary	47	45	53	46		44	48	40	50			58			78		
	Excellence	77	71	86	73		67	80	63	83			54			73		
	TOTAL	12.4	11.6	13.9	11.9		11.1	12.8	10.3	13.3			11.2			15.1		
MOVEMENT JUDGE	Vocabulary	50	48	56	52		53	55	47	57			70			77		
	Excellence	83	73	90	84		85	89	83	86			66			71		
	TOTAL	13.3	12.1	14.6	13.6		13.8	14.4	13	14.3			13.6			14.8		
ENSEMBLE JUDGE	Composition	69	71	70	66		68	72	66	71			58			86		
	Excellence	68	70	68	62		68	70	62	66			55			83		
	TOTAL	13.7	14.1	13.8	12.8		13.6	14.2	12.8	13.7			11.3			16.9		
GENERAL EFFECT JUDGE	Repertoire	61	72	75	65		67	69	64	70			55			78		
	Performance	58	68	73	61		62	65	61	67			52			76		
	TOTAL	11.9	14	14.8	12.6		12.9	13.4	12.5	13.7			10.7			15.4		
GENERAL EFFECT JUDGE	Repertoire	67	72	74	62		64	76	67	75			58			82		
	Performance	62	67	69	60		60	72	63	70			54			78		
	TOTAL	12.9	13.9	14.3	12.2		12.4	14.8	13	14.5			11.2			16		
CHIEF JUDGE	SUB- TOTAL	64.2	65.7	71.4	63.1		63.8	69.6	61.6	69.5			58.0			78.2		
JUDGE	LESS PENALTIES	0.0	0.0	0.0	0.0		0.0	0.0	0.0	0.0			0.0			0.0		
JUDGE	FINAL SCORE	64.2	65.7	71.4	63.1		63.8	69.6	61.6	69.5			58.0			78.2		
	PLACEMENT	3	2	1	4		3	1	4	2			1			1		



TOURNAMENT INDOOR ASSOCIATION

PERCUSSION ENSEMBLE RECAP

Host BLACKWATCH

Date 1/29/2011

Chapter 1

		UNIT														
		code	SOUTHERN REGIONAL	LOWER DAUPHIN			COLLINGSWOOD	HADDON HEIGHTS	HIGHLAND REGIONAL	WILLIAM PENN		TIMBER CREEK REGIONAL				
			SNP	SNP			SIP	SIP	SIP	SIP		SAP				
VISUAL JUDGE	Composition		68	74			58	54	75	56		78				
	Performance Quality		65	70			56	54	70	53		76				
	TOTAL		13.30	14.4			11.4	10.8	14.5	10.9		15.4				
PERFORMANCE ANALYSIS JUDGE	Composition		66	91			69	73	74	72		72				
	SUB-TOTAL Multiply by 0.1€		9.90	13.65			10.35	10.95	11.10	10.80		10.80				
	Performance Quality		63	90			65	70	67	66		70				
	SUB-TOTAL Multiply by 0.2€		15.75	22.50			16.25	17.50	16.75	16.50		17.50				
	TOTAL		25.65	36.15			26.60	28.45	27.85	27.30		28.30				
GENERAL EFFECT JUDGE	Music Effect		70	83			68	81	76	71		74				
	SUB-TOTAL Multiply by 0.2C		14.00	16.60			13.60	16.20	15.20	14.20		14.80				
	Overall Effect		65	80			62	60	71	61		71				
	SUB-TOTAL Multiply by 0.2C		13.00	16.00			12.40	12.00	14.20	12.20		14.20				
	TOTAL		27.00	32.60			26.00	28.20	29.40	26.40		29.00				
CHIEF JUDGE	SUB - TOTAL		65.950	83.150			64.000	67.450	71.750	64.600		72.700				
JUDGE	LESS PENALTIES		0.0	0.0			0.0	0.0	0.0	0.0		0.0				
JUDGE	FINAL SCORE		65.950	83.150			64.000	67.450	71.750	64.600		72.700				
	PLACEMENT		2	1			4	2	1	3		1				