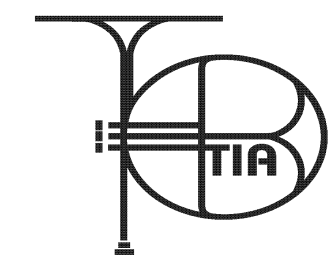


TOURNAMENT INDOOR ASSOCIATION

COLOR GUARD RECAP



Host **Lower Dauphin HS**

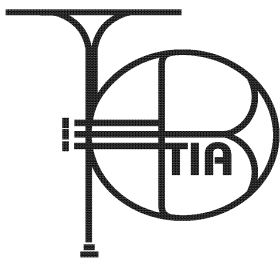
Date: **2/26/2011**

Chapter: **6**

| | | UNIT | Central Dauphin MS | Cumberland Valley MS | Lower Dauphin MS | | Westshorem A Guard | | Conestoga Valley | Carlisle HS | Glen Burnie | Central Dauphin HS | Hempfield HS | Camp Hill HS | | Lampeter Strasburg HS | | | |
|-----------------------------|-----------------------|------|--------------------|----------------------|------------------|------------|--------------------|------------|------------------|-------------|-------------|--------------------|--------------|--------------|------------|-----------------------|------------|------------|------------|
| | | code | SMG | SMG | SMG | | ING | | SNG | SNG | SNG | SNG | SNG | SNG | | SAG | | | |
| EQUIPMENT JUDGE | Vocabulary | | 44 | 42 | 41 | | 52 | | 48 | 56 | 51 | 58 | 60 | 57 | | 66 | | | |
| | Excellence | | 70 | 68 | 75 | | 95 | | 73 | 84 | 82 | 86 | 88 | 85 | | 94 | | | |
| | TOTAL | | 11.4 | 11 | 11.6 | | 14.7 | | 12.1 | 14 | 13.3 | 14.4 | 14.8 | 14.2 | | 16 | | | |
| MOVEMENT JUDGE | Vocabulary | | 38 | 43 | 47 | | 46 | | 44 | 48 | 45 | 54 | 51 | 55 | | 56 | | | |
| | Excellence | | 71 | 77 | 72 | | 83 | | 76 | 88 | 80 | 90 | 89 | 91 | | 91 | | | |
| | TOTAL | | 10.9 | 12 | 11.9 | | 12.9 | | 12 | 13.6 | 12.5 | 14.4 | 14 | 14.6 | | 14.7 | | | |
| ENSEMBLE JUDGE | Composition | | 63 | 68 | 61 | | 73 | | 62 | 70 | 64 | 69 | 77 | 73 | | 78 | | | |
| | Excellence | | 58 | 64 | 55 | | 70 | | 56 | 63 | 59 | 66 | 74 | 67 | | 75 | | | |
| | TOTAL | | 12.1 | 13.2 | 11.6 | | 14.3 | | 11.8 | 13.3 | 12.3 | 13.5 | 15.1 | 14 | | 15.3 | | | |
| GENERAL EFFECT JUDGE | Repertoire | | 64 | 68 | 65 | | 72 | | 62 | 67 | 64 | 73 | 76 | 74 | | 80 | | | |
| | Performance | | 61 | 64 | 62 | | 69 | | 58 | 63 | 60 | 70 | 71 | 66 | | 76 | | | |
| | TOTAL | | 12.5 | 13.2 | 12.7 | | 14.1 | | 12 | 13 | 12.4 | 14.3 | 14.7 | 14 | | 15.6 | | | |
| GENERAL EFFECT JUDGE | Repertoire | | 54 | 59 | 57 | | 66 | | 58 | 70 | 56 | 72 | 74 | 71 | | 80 | | | |
| | Performance | | 51 | 55 | 56 | | 62 | | 52 | 67 | 53 | 68 | 69 | 65 | | 77 | | | |
| | TOTAL | | 10.5 | 11.4 | 11.3 | | 12.8 | | 11 | 13.7 | 10.9 | 14 | 14.3 | 13.6 | | 15.7 | | | |
| CHIEF JUDGE | SUB- TOTAL | | 57.4 | 60.8 | 59.1 | | 68.8 | | 58.9 | 67.6 | 61.4 | 70.6 | 72.9 | 70.4 | | 77.3 | | | |
| JUDGE | LESS PENALTIES | | 0.0 | 0.0 | 0.0 | | 0.0 | | 0.0 | 0.0 | 0.0 | 0.0 | 0.0 | 0.0 | | 0.0 | | | |
| JUDGE | FINAL SCORE | | 57.4 | 60.8 | 59.1 | 0.0 | 68.8 | 0.0 | 58.9 | 67.6 | 61.4 | 70.6 | 72.9 | 70.4 | 0.0 | 77.3 | 0.0 | 0.0 | 0.0 |
| | PLACEMENT | | 3 | 1 | 2 | | 1 | | 6 | 4 | 5 | 2 | 1 | 3 | | 1 | | | |

TOURNAMENT INDOOR ASSOCIATION

DANCE RECAP

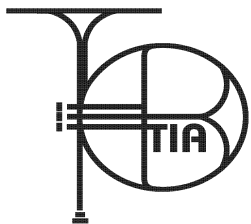


Host: Lower Dauphin HS

Date: 2/26/2011

Chapter: 6

| | | UNIT | | | | | | | | | | | | | | | | | | |
|--|-------------------------------|------|--------------|------------|------------|------------|------------|------------|------------|------------|------------|------------|------------|------------|------------|------------|------------|------------|------------|--|
| | | code | Eastern York | | | | | | | | | | | | | | | | | |
| MOVEMENT JUDGE | Vocabulary | | 49 | | | | | | | | | | | | | | | | | |
| | Excellence | | 85 | | | | | | | | | | | | | | | | | |
| | SUB TOTAL | | 13.4 | | | | | | | | | | | | | | | | | |
| | Multiply by 2 TOTAL | | 26.8 | | | | | | | | | | | | | | | | | |
| ENSEMBLE JUDGE | Composition | | 68 | | | | | | | | | | | | | | | | | |
| | Excellence | | 63 | | | | | | | | | | | | | | | | | |
| | TOTAL | | 13.1 | | | | | | | | | | | | | | | | | |
| GENERAL EFFECT JUDGE | Repertoire | | 77 | | | | | | | | | | | | | | | | | |
| | Performance | | 73 | | | | | | | | | | | | | | | | | |
| | TOTAL | | 15 | | | | | | | | | | | | | | | | | |
| GENERAL EFFECT JUDGE | Repertoire | | 58 | | | | | | | | | | | | | | | | | |
| | Performance | | 52 | | | | | | | | | | | | | | | | | |
| | TOTAL | | 11 | | | | | | | | | | | | | | | | | |
| CHIEF JUDGE | SUB TOTAL | | 65.9 | | | | | | | | | | | | | | | | | |
| JUDGE | LESS PENALTIES | | 0.0 | | | | | | | | | | | | | | | | | |
| JUDGE | FINAL SCORE | | 65.9 | 0.0 | 0.0 | 0.0 | 0.0 | 0.0 | 0.0 | 0.0 | 0.0 | 0.0 | 0.0 | 0.0 | 0.0 | 0.0 | 0.0 | 0.0 | 0.0 | |
| | PLACEMENT | | 1 | | | | | | | | | | | | | | | | | |



TOURNAMENT INDOOR ASSOCIATION

PERCUSSION ENSEMBLE RECAP

Host Lower Dauphin HS

Date 2/26/2011

Chapter 6

UNIT

code

| | | Lower Dauphin MS | | Hempfield HS | | Phoenix | | Glen Burnie | Cumberland Valley HS | Biglerville HS | Lower Dauphin HS | | Cheasapeake Indoor Percussion | | Central Dauphin | | | |
|-----------------------------------|-------------------------------|------------------|--------------|---------------|--------------|---------------|--------------|---------------|----------------------|----------------|------------------|--------------|-------------------------------|--------------|-----------------|--------------|--------------|--------------|
| | | SMP | | SNP | | IIP | | SIP | SIP | SIP | SIP | | IAP | | SAP | | | |
| VISUAL JUDGE | Composition | 62 | | 75 | | 76 | | 70 | 77 | 82 | 79 | | 82 | | 75 | | | |
| | Performance Quality | 58 | | 73 | | 71 | | 65 | 75 | 81 | 76 | | 80 | | 71 | | | |
| | TOTAL | 12.0 | | 14.8 | | 14.7 | | 13.5 | 15.2 | 16.3 | 15.5 | | 16.2 | | 14.6 | | | |
| PERFORMANCE ANALYSIS JUDGE | Composition | 65 | | 90 | | 85 | | 67 | 74 | 77 | 80 | | 78 | | 74 | | | |
| | SUB-TOTAL Multiply by 0.15 | 9.75 | | 13.50 | | 12.75 | | 10.05 | 11.10 | 11.55 | 12.00 | | 11.70 | | 11.10 | | | |
| | Performance Quality | 61 | | 90 | | 82 | | 63 | 71 | 74 | 77 | | 75 | | 71 | | | |
| | SUB-TOTAL Multiply by 0.25 | 15.25 | | 22.50 | | 20.50 | | 15.75 | 17.75 | 18.50 | 19.25 | | 18.75 | | 17.75 | | | |
| | TOTAL | 25.00 | | 36.00 | | 33.25 | | 25.80 | 28.85 | 30.05 | 31.25 | | 30.45 | | 28.85 | | | |
| GENERAL EFFECT JUDGE | Music Effect | 70 | | 91 | | 73 | | 68 | 73 | 76 | 79 | | 70 | | 73 | | | |
| | SUB-TOTAL Multiply by 0.20 | 14.00 | | 18.20 | | 14.60 | | 13.60 | 14.60 | 15.20 | 15.80 | | 14.00 | | 14.60 | | | |
| | Overall Effect | 64 | | 90 | | 70 | | 65 | 72 | 78 | 76 | | 68 | | 69 | | | |
| | SUB-TOTAL Multiply by 0.20 | 12.80 | | 18.00 | | 14.00 | | 13.00 | 14.40 | 15.60 | 15.20 | | 13.60 | | 13.80 | | | |
| | TOTAL | 26.80 | | 36.20 | | 28.60 | | 26.60 | 29.00 | 30.80 | 31.00 | | 27.60 | | 28.40 | | | |
| CHIEF JUDGE | SUB - TOTAL | 63.800 | | 87.000 | | 76.550 | | 65.900 | 73.050 | 77.150 | 77.750 | | 74.250 | | 71.850 | | | |
| JUDGE | LESS PENALTIES | 0.0 | | 0.0 | | 0.0 | | 0.0 | 0.0 | 0.0 | 0.0 | | 0.0 | | 0.0 | | | |
| JUDGE | FINAL SCORE | 63.800 | 0.000 | 87.000 | 0.000 | 76.550 | 0.000 | 65.900 | 73.050 | 77.150 | 77.750 | 0.000 | 74.250 | 0.000 | 71.850 | 0.000 | 0.000 | 0.000 |
| | PLACEMENT | 1 | | 1 | | 1 | | 4 | 3 | 2 | 1 | | 1 | | 1 | | | |

