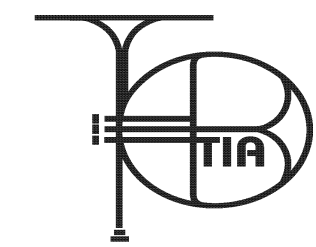


TOURNAMENT INDOOR ASSOCIATION

COLOR GUARD RECAP

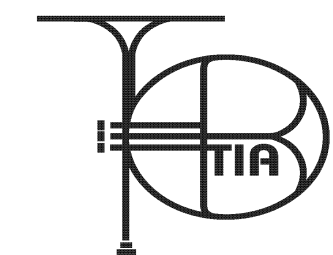


Host TRITON
 Date: 2/26/2011
 Chapter: 1

		UNIT	HYPE CADETS	SHORT CIRCUIT		HADDON HEIGHTS MS	NORTHERN YORK MS		HYPE JV	BUCKAROOS		COLLINGSWOOD PRISM	EAST SIDE	WILLIAM PENN	TOMS RIVER NORTH	PEMBERTON	BARNEGAT	EASTERN REGIONAL	MIDDLE TOWNSHIP	RIDLEY
		code	ICG	ICG		SMG	SMG		IJG	IJG		ING	ING	SNG	SNG	SNG	SNG	SNG	SNG	SNG
EQUIPMENT JUDGE	Vocabulary					54	60		53	48		45	55	46	44	45	50	40	42	43
	Excellence					83	98		87	76		68	80	70	66	74	78	60	66	63
	TOTAL					13.7	15.8		14	12.4		11.3	13.5	11.6	11	11.9	12.8	10	10.8	10.6
MOVEMENT JUDGE	Vocabulary					45	56		49	40		42	43	48	39	46	50	41	40	44
	Excellence					81	100		93	75		70	74	92	68	95	93	65	76	80
	TOTAL					12.6	15.6		14.2	11.5		11.2	11.7	14	10.7	14.1	14.3	10.6	11.6	12.4
ENSEMBLE JUDGE	Composition					61	77		71	55		57	63	69	62	66	71	64	63	65
	Excellence					57	73		66	52		53	59	65	58	63	67	61	59	62
	TOTAL					11.8	15		13.7	10.7		11	12.2	13.4	12	12.9	13.8	12.5	12.2	12.7
GENERAL EFFECT JUDGE	Repertoire					66	74		72	55		63	69	68	65	75	79	67	63	66
	Performance					62	72		70	51		59	66	63	60	73	76	62	59	64
	TOTAL					12.8	14.6		14.2	10.6		12.2	13.5	13.1	12.5	14.8	15.5	12.9	12.2	13
GENERAL EFFECT JUDGE	Repertoire	EXCELLENT	EXCELLENT			67	76		70	58		64	66	67	65	73	72	63	62	66
	Performance					61	70		63	51		59	60	62	60	66	70	55	54	64
	TOTAL					12.8	14.6		13.3	10.9		12.3	12.6	12.9	12.5	13.9	14.2	11.8	11.6	13
CHIEF JUDGE	SUB- TOTAL					63.7	75.6		69.4	56.1		58.0	63.5	65.0	58.7	67.6	70.6	57.8	58.4	61.7
JUDGE	LESS PENALTIES					0.0	0.0		0.0	0.0			0.0	0.0	0.0	0.0	0.0	0.0	0.0	0.0
JUDGE	FINAL SCORE			0.0	63.7	75.6	0.0	69.4	56.1	0.0	58.0	63.5	65.0	58.7	67.6	70.6	57.8	58.4	61.7	
	PLACEMENT				2	1		1	2		2	1	3	5	2	1	7	6	4	


TOURNAMENT INDOOR ASSOCIATION

COLOR GUARD RECAP



Host **TRITON**
 Date: **2/26/2011**
 Chapter: **1**

	UNIT	ESSENCE		WILLIAM PENN	GATEWAY		HIGH VOLTAGE	HYPE CO-MOTION	ARCHBISHOP WOOD		SOUTHERN REGIONAL	WASHINGTON TOWNSHIP	TRITON REGIONAL		NORTHERN YORK			
	code	IIG		SIG	SIG		IAG	IAG	IAG		SAG	SAG	SAG		SOG			
EQUIPMENT JUDGE	Vocabulary	45		41	51		58	57	53		57	54	55		68			
	Excellence	68		62	82		95	101	84		91	85	80		67			
	TOTAL	11.3		10.3	13.3		15.3	15.8	13.7		14.8	13.9	13.5		13.5			
MOVEMENT JUDGE	Vocabulary	40		46	45		48	52	49		50	47	51		79			
	Excellence	71		86	83		82	103	88		101	85	105		76			
	TOTAL	11.1		13.2	12.8		13	15.5	13.7		15.1	13.2	15.6		15.5			
ENSEMBLE JUDGE	Composition	68		67	70		79	83	72		81	70	82		74			
	Excellence	64		62	66		73	80	66		78	67	79		70			
	TOTAL	13.2		12.9	13.6		15.2	16.3	13.8		15.9	13.7	16.1		14.4			
GENERAL EFFECT JUDGE	Repertoire	59		67	70		74	84	78		80	66	75		77			
	Performance	55		64	68		72	80	75		76	64	73		73			
	TOTAL	11.4		13.1	13.8		14.6	16.4	15.3		15.6	13	14.8		15			
GENERAL EFFECT JUDGE	Repertoire	62		60	68		75	78	64		76	66	75		68			
	Performance	57		50	64		70	73	60		72	59	70		63			
	TOTAL	11.9		11	13.2		14.5	15.1	12.4		14.8	12.5	14.5		13.1			
CHIEF JUDGE	SUB- TOTAL	58.9		60.5	66.7		72.6	79.1	68.9		76.2	66.3	74.5		71.5			
JUDGE	LESS PENALTIES	0.0		0.0	0.0		0.0	0.0			0.0	0.0	0.0		0.0			
JUDGE	FINAL SCORE	58.9	0.0	60.5	66.7	0.0	72.6	79.1	68.9	0.0	76.2	66.3	74.5	0.0	71.5	0.0	0.0	0.0
	PLACEMENT	1		2	1		2	1	3		1	2	EXH		1			



TOURNAMENT INDOOR ASSOCIATION

PERCUSSION ENSEMBLE RECAP

Host <u>TRITON</u>																	
Date <u>2/26/2011</u>			EASTERN REGIONAL	CUMBERLAND REGIONAL		HADDON HEIGHTS	ABINGTON	HIGHLANDS	COLLINGSWOOD		RIDLEY	TIMBER CREEK					
Chapter <u>1</u>		UNIT code	SNP	SNP		SIP	SIP	SIP	SIP		SAP	SAP					
VISUAL JUDGE	Composition		74	79		68	71	74	75		71	81					
	Performance Quality		71	74		65	67	70	72		67	78					
	TOTAL		14.5	15.3		13.3	13.8	14.4	14.7		13.8	15.9					
PERFORMANCE ANALYSIS JUDGE	Composition		70	92		74	73	75	72		73	81					
	SUB-TOTAL Multiply by 0.15		10.50	13.80		11.10	10.95	11.25	10.80		10.95	12.15					
	Performance Quality		69	92		76	70	73	72		68	78					
	SUB-TOTAL Multiply by 0.25		17.25	23.00		19.00	17.50	18.25	18.00		17.00	19.50					
	TOTAL		27.75	36.80		30.10	28.45	29.50	28.80		27.95	31.65					
GENERAL EFFECT JUDGE	Music Effect		68	98		70	73	72	74		76	81					
	SUB-TOTAL Multiply by 0.20		13.60	19.60		14.00	14.60	14.40	14.80		15.20	16.20					
	Overall Effect		64	98		66	70	68	71		74	80					
	SUB-TOTAL Multiply by 0.20		12.80	19.60		13.20	14.00	13.60	14.20		14.80	16.00					
	TOTAL		26.40	39.20		27.20	28.60	28.00	29.00		30.00	32.20					
CHIEF JUDGE	SUB - TOTAL		68.650	91.300		70.600	70.850	71.900	72.500		71.750	79.750					
JUDGE	LESS PENALTIES		0.0	0.0		0.0	0.0	3.0	0.0		0.0	0.0					
JUDGE	FINAL SCORE	0.000	68.650	91.300	0.000	70.600	70.850	68.900	72.500	0.000	71.750	79.750	0.000	0.000	0.000	0.000	0.000
	PLACEMENT		2	1		3	2	4	1		2	1					

