


TOURNAMENT INDOOR ASSOCIATION

COLOR GUARD RECAP



Host GREENCastle-ANTRIM

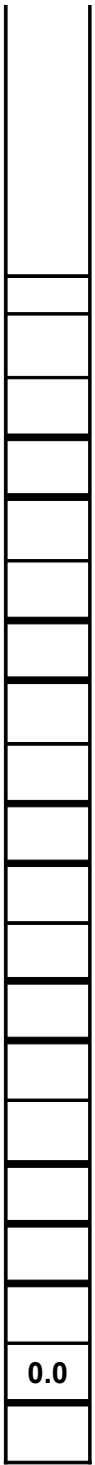
Date: 3/5/2011

Chapter: 6


UNIT

		WESTERN HEIGHTS MS	GREENCastle-ANTRIM			WAYNESBORO	CAMP HILL	NORTH HAGERSTOWN	GREENCastle-ANTRIM								
code		SMG	SMG			SNG	SNG	SNG	SNG								
EQUIPMENT JUDGE	Vocabulary	46	48			49	55	58	53								
	Excellence	84	87			90	92	100	90								
	TOTAL	13	13.5			13.9	14.7	15.8	14.3								
MOVEMENT JUDGE	Vocabulary	46	49			56	55	58	56								
	Excellence	81	86			96	98	105	96								
	TOTAL	12.7	13.5			15.2	15.3	16.3	15.2								
ENSEMBLE JUDGE	Composition	55	57			66	74	65	68								
	Excellence	50	53			62	69	60	63								
	TOTAL	10.5	11			12.8	14.3	12.5	13.1								
GENERAL EFFECT JUDGE	Repertoire	72	68			70	77	72	74								
	Performance	68	62			66	75	71	70								
	TOTAL	14	13			13.6	15.2	14.3	14.4								
GENERAL EFFECT JUDGE	Repertoire	71	73			76	79	78	77								
	Performance	69	72			74	77	76	75								
	TOTAL	14	14.5			15	15.6	15.4	15.2								
CHIEF JUDGE	SUB- TOTAL	64.2	65.5			70.5	75.1	74.3	72.2								
JUDGE	LESS PENALTIES	0.0	0.0			0.0	0.0	0.0	0.0								
JUDGE	FINAL SCORE	0.0	64.2	65.5	0.0	0.0	70.5	75.1	74.3	72.2	0.0	0.0	0.0	0.0	0.0	0.0	0.0
	PLACEMENT		2	1			4	1	2	3							

0.0



0.0



TOURNAMENT INDOOR ASSOCIATION

CONCERT / STANDSTILL PERCUSSION RECAP

Host **GREENCASTLE-ANTRIM**

Date: **3/5/2011**

Chapter: **6**

		CONCERT	TRINITY						STANDSTILL	NORTH HAGERSTOWN	GREENCASTLE- ANTRIM						
UNIT																	
code			SAC							SOS	SOS						
PERFORMANCE JUDGE	Composition		73							82	86						
	SUB-TOTAL Multiply by 0.20		14.60							16.40	17.20						
	Performance Quality		69							80	82						
	SUB-TOTAL Multiply by 0.30		20.70							24.00	24.60						
	TOTAL		35.30							40.40	41.80						
ARTISTRY JUDGE	Program		74							75	78						
	SUB-TOTAL Multiply by 0.20		14.80							15.00	15.60						
	Fulfillment		70							73	76						
	SUB-TOTAL Multiply by 0.30		21.00							21.90	22.80						
	TOTAL		35.80							36.90	38.40						
CHIEF JUDGE	SUB - TOTAL		71.100							77.300	80.200						
JUDGE	LESS PENALTIES		0.0							0.0	0.0						
JUDGE	FINAL SCORE	0.000	0.000	71.100	0.000	0.000	0.000	0.000	0.000	77.300	80.200	0.000	0.000	0.000	0.000	0.000	0.000
	PLACEMENT		1							2	1						