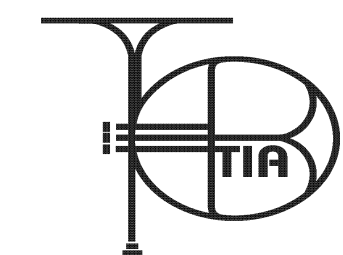


TOURNAMENT INDOOR ASSOCIATION

COLOR GUARD RECAP



Host Spring-Ford

Date: 3/5/2011

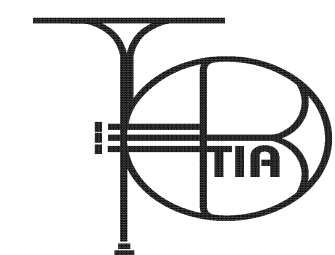
Chapter: 3

		HADDON HEIGHTS SEG	CUMBERLAND VALLEY	NORTHERN	CHICHESTER		SYNERGY		RUSSELL'S		CARDINAL O'HARA	HENDERSON	BLUE MOUNTAIN	GARNET VALLEY			
code			SMG	SMG	SMG		IJG		ING		SNG	SNG	SNG	SNG			
EQUIPMENT JUDGE	Vocabulary		48	58	44		54		45		49	47	46	50			
	Excellence		65	100	63		86		73		86	75	85	93			
	TOTAL		11.3	15.8	10.7		14		11.8		13.5	12.2	13.1	14.3			
MOVEMENT JUDGE	Vocabulary		49	60	45		58		47		50	44	48	57			
	Excellence		84	108	79		92		87		89	82	88	91			
	TOTAL		13.3	16.8	12.4		15		13.4		13.9	12.6	13.6	14.8			
ENSEMBLE JUDGE	Composition		71	82	64		72		63		67	63	70	76			
	Excellence		66	79	61		68		59		63	61	65	72			
	TOTAL		13.7	16.1	12.5		14		12.2		13	12.4	13.5	14.8			
GENERAL EFFECT JUDGE	Repertoire		66	77	67		68		61		72	65	64	82			
	Performance		63	75	64		66		61		68	65	62	80			
	TOTAL		12.9	15.2	13.1		13.4		12.2		14	13	12.6	16.2			
GENERAL EFFECT JUDGE	Repertoire		67	79	65		70		63		72	65	70	78			
	Performance		65	74	63		65		60		69	60	67	74			
	TOTAL		13.2	15.3	12.8		13.5		12.3		14.1	12.5	13.7	15.2			
CHIEF JUDGE	SUB- TOTAL		64.4	79.2	61.5		69.9		61.9		68.5	62.7	66.5	75.3			
JUDGE	LESS PENALTIES		0.0	0.0	0.3		0.1		2.0		0.0	0.0	0.0	0.0			
JUDGE	FINAL SCORE	0.0	64.4	79.2	61.2	0.0	69.8	0.0	59.9	0.0	68.5	62.7	66.5	75.3	0.0	0.0	0.0
	PLACEMENT		2	1	3		1		1		2	4	3	1			

EXCELLENT

TOURNAMENT INDOOR ASSOCIATION

COLOR GUARD RECAP

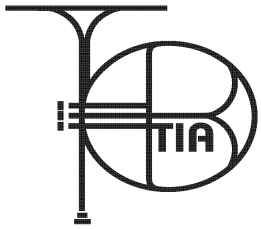


Host **Spring-Ford**

Date: **3/5/2011**

Chapter: **3**

		UNIT	MATAWAN	HIGH VOLTAGE	ARCHBISHOP WOOD	LIGHT BRIGADE	PENNSAUKEN	RADNOR	OWEN J ROBERTS	SOUDERTON	CUMBERLAND VALLEY	GATEWAY	AVON GROVE	SPRING-FORD				
		code	SAG	IAG	IAG	IIG	SIG	SIG	SIG	SIG	SIG	SIG	SIG	SIG				
EQUIPMENT JUDGE	Vocabulary		54	55	53	44	48	46	47	40	45	51	46	42				
	Excellence		104	98	90	61	78	84	87	70	86	90	83	72				
	TOTAL		15.8	15.3	14.3	10.5	12.6	13	13.4	11	13.1	14.1	12.9	11.4				
MOVEMENT JUDGE	Vocabulary		56	60	62	51	53	57	54	46	52	55	51	47				
	Excellence		90	92	95	80	86	93	87	78	88	87	86	79				
	TOTAL		14.6	15.2	15.7	13.1	13.9	15	14.1	12.4	14	14.2	13.7	12.6				
ENSEMBLE JUDGE	Composition		85	80	83	71	75	68	70	67	66	73	69	67				
	Excellence		82	75	79	68	71	64	67	63	62	70	65	64				
	TOTAL		16.7	15.5	16.2	13.9	14.6	13.2	13.7	13	12.8	14.3	13.4	13.1				
GENERAL EFFECT JUDGE	Repertoire		83	81	77	63	72	69	67	66	72	74	73	68				
	Performance		80	78	75	58	69	67	66	63	70	73	71	67				
	TOTAL		16.3	15.9	15.2	12.1	14.1	13.6	13.3	12.9	14.2	14.7	14.4	13.5				
GENERAL EFFECT JUDGE	Repertoire		83	77	80	64	73	70	74	60	65	75	72	64				
	Performance		81	72	78	60	70	68	71	63	64	73	69	64				
	TOTAL		16.4	14.9	15.8	12.4	14.3	13.8	14.5	12.3	12.9	14.8	14.1	12.8				
CHIEF JUDGE	SUB- TOTAL	79.8	76.8	77.2	62.0	69.5	68.6	69.0	61.6	67.0	72.1	68.5	63.4					
JUDGE	LESS PENALTIES	0.0	0.0	0.0	0.0	0.0	0.0	0.0	0.0	0.0	0.0	0.0	0.0	0.0				
JUDGE	FINAL SCORE	79.8	0.0	76.8	77.2	0.0	62.0	0.0	69.5	68.6	69.0	61.6	67.0	72.1	68.5	63.4	0.0	0.0
	PLACEMENT	1		2	1		1		2	4	3	8	6	1	5	7		



TOURNAMENT INDOOR ASSOCIATION

PERCUSSION ENSEMBLE RECAP

Host Spring-Ford

Date 3/5/2011

Chapter 3

UNIT

code

CHICHESTER

AVON GROVE

CUMBERLAND VALLEY

OWEN J ROBERTS

HADDON HEIGHTS

GARNET VALLEY

SOUDERTON

BLUE MOUNTAIN

HATBORO HORSHAM

DANIEL BOONE

SMP

SIP

SIP

SIP

SIP

SIP

SIP

SIP

SAP

SAP

		CHICHESTER					AVON GROVE	CUMBERLAND VALLEY	OWEN J ROBERTS	HADDON HEIGHTS	GARNET VALLEY	SOUDERTON	BLUE MOUNTAIN		HATBORO HORSHAM	DANIEL BOONE		
VISUAL JUDGE	Composition	67					68	80	69	72	66	68	78		82	81		
	Performance Quality	60					67	78	69	70	63	71	77		79	81		
	TOTAL	12.70					13.5	15.8	13.8	14.2	12.9	13.9	15.5		16.1	16.2		
PERFORMANCE ANALYSIS JUDGE	Composition	72					76	78	74	80	93	77	75		79	78		
	SUB-TOTAL Multiply by 0.15	10.80					11.40	11.70	11.10	12.00	13.95	11.55	11.25		11.85	11.70		
	Performance Quality	68					71	73	69	75	91	74.5	72		75	74		
	SUB-TOTAL Multiply by 0.25	17.00					17.75	18.25	17.25	18.75	22.75	18.63	18.00		18.75	18.50		
	TOTAL	27.80					29.15	29.95	28.35	30.75	36.70	30.18	29.25		30.60	30.20		
GENERAL EFFECT JUDGE	Music Effect	70					72	75	73	76	90	74	72.5		77	76		
	SUB-TOTAL Multiply by 0.20	14.00					14.40	15.00	14.60	15.20	18.00	14.80	14.50		15.40	15.20		
	Overall Effect	71					68	70	77	72	91	69	74		75	78		
	SUB-TOTAL Multiply by 0.20	14.20					13.60	14.00	15.40	14.40	18.20	13.80	14.80		15.00	15.60		
	TOTAL	28.20					28.00	29.00	30.00	29.60	36.20	28.60	29.30		30.40	30.80		
CHIEF JUDGE	SUB - TOTAL	68.700					70.650	74.750	72.150	74.550	85.800	72.675	74.050		77.100	77.200		
JUDGE	LESS PENALTIES	0.0					2.0	0.0	0.0	0.4	0.0	0.1	0.0		1.0	0.4		
JUDGE	FINAL SCORE	68.700	0.000	0.000	0.000	0.000	68.650	74.750	72.150	74.150	85.800	72.575	74.050	0.000	76.100	76.800	0.000	0.000
	PLACEMENT	1					7	2	6	3	1	5	4		2	1		

