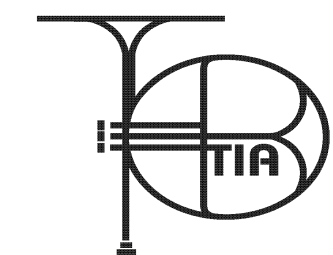


# TOURNAMENT INDOOR ASSOCIATION

## COLOR GUARD RECAP



Host **Bald Eagle Area**

Date: **3/19/2011**

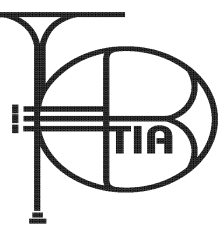
Chapter: **4**

UNIT

		Johnstown	Lewistown	Central Mountain	New Covenant	Bedford	Bellefonte	Southern Tioga	Huntingdon	Southern Toiga	DuBois	Westmont-Hilltop	Tyrone	Penn State Eclipse	Johnstown	Central Mountain			
		code	SMG	SMG	SMG	IJG	SNG	SNG	SNG	SNG	ING	SIG	SIG	SIG	IIG	SAG	SAG		
<b>EQUIPMENT JUDGE</b>	Vocabulary	56	44	47	45	50	51	55	50	46	50	44	47	54	47	54			
	Excellence	99	76	78	73	83	85	99	84	80	84	73	76	82	71	92			
	<b>TOTAL</b>	<b>15.5</b>	<b>12</b>	<b>12.5</b>	<b>11.8</b>	<b>13.3</b>	<b>13.6</b>	<b>15.4</b>	<b>13.4</b>	<b>12.6</b>	<b>13.4</b>	<b>11.7</b>	<b>12.3</b>	<b>13.6</b>	<b>11.8</b>	<b>14.6</b>			
<b>MOVEMENT JUDGE</b>	Vocabulary	56	47	49	45	51	52	56	55	54	47	44	46	55	50	59			
	Excellence	99	82	85	80	86	87	100	95	91	78	72	74	81	76	95			
	<b>TOTAL</b>	<b>15.5</b>	<b>12.9</b>	<b>13.4</b>	<b>12.5</b>	<b>13.7</b>	<b>13.9</b>	<b>15.6</b>	<b>15</b>	<b>14.5</b>	<b>12.5</b>	<b>11.6</b>	<b>12</b>	<b>13.6</b>	<b>12.6</b>	<b>15.4</b>			
<b>ENSEMBLE JUDGE</b>	Composition	77	68	72	63	71	69	78	72	70	70	64	69	72	68	79			
	Excellence	73	66	67	61	69	64	76	67	62	64	58	66	68	61	77			
	<b>TOTAL</b>	<b>15</b>	<b>13.4</b>	<b>13.9</b>	<b>12.4</b>	<b>14</b>	<b>13.3</b>	<b>15.4</b>	<b>13.9</b>	<b>13.2</b>	<b>13.4</b>	<b>12.2</b>	<b>13.5</b>	<b>14</b>	<b>12.9</b>	<b>15.6</b>			
<b>GENERAL EFFECT JUDGE</b>	Repertoire	78	61	71	63	71	74	73	69	66	72	63	67	71	74	82			
	Performance	76	59	67	60	66	71	74	67	65	68	58	62	68	69	80			
	<b>TOTAL</b>	<b>15.4</b>	<b>12</b>	<b>13.8</b>	<b>12.3</b>	<b>13.7</b>	<b>14.5</b>	<b>14.7</b>	<b>13.6</b>	<b>13.1</b>	<b>14</b>	<b>12.1</b>	<b>12.9</b>	<b>13.9</b>	<b>14.3</b>	<b>16.2</b>			
<b>GENERAL EFFECT JUDGE</b>	Repertoire	78	60	65	58	69	62	78	67	64	72	58	64	72	65	79			
	Performance	74	58	62	56	67	59	76	64	60	70	55	59	69	61	80			
	<b>TOTAL</b>	<b>15.2</b>	<b>11.8</b>	<b>12.7</b>	<b>11.4</b>	<b>13.6</b>	<b>12.1</b>	<b>15.4</b>	<b>13.1</b>	<b>12.4</b>	<b>14.2</b>	<b>11.3</b>	<b>12.3</b>	<b>14.1</b>	<b>12.6</b>	<b>15.9</b>			
<b>CHIEF JUDGE</b>	<b>SUB- TOTAL</b>	<b>76.6</b>	<b>62.1</b>	<b>66.3</b>	<b>60.4</b>	<b>68.3</b>	<b>67.4</b>	<b>76.5</b>	<b>69.0</b>	<b>65.8</b>	<b>67.5</b>	<b>58.9</b>	<b>63.0</b>	<b>69.2</b>	<b>64.2</b>	<b>77.7</b>			
<b>JUDGE</b>	<b>LESS PENALTIES</b>	0.0	0.0	0.1	0.0	0.0	0.0	0.0	0.0	0.0	0.0	0.0	0.0	0.0	0.0	0.0			
<b>JUDGE</b>	<b>FINAL SCORE</b>	<b>76.6</b>	<b>62.1</b>	<b>66.2</b>	<b>60.4</b>	<b>68.3</b>	<b>67.4</b>	<b>76.5</b>	<b>69.0</b>	<b>65.8</b>	<b>67.5</b>	<b>58.9</b>	<b>63.0</b>	<b>69.2</b>	<b>64.2</b>	<b>77.7</b>	<b>0.0</b>	<b>0.0</b>	
	<b>PLACEMENT</b>	<b>1</b>	<b>3</b>	<b>2</b>	<b>1</b>	<b>3</b>	<b>4</b>	<b>1</b>	<b>2</b>	<b>1</b>	<b>1</b>	<b>3</b>	<b>2</b>	<b>1</b>	<b>2</b>	<b>1</b>			

# TOURNAMENT INDOOR ASSOCIATION

## TWIRLER RECAP




Host **Bald Eagle Area**

Date: **3/19/2011**

Chapter: **4**

		UNIT																
		Bellefonte	Central Mountain		Kidnetix		Lewistown		Kidnetix TNT		Bellefonte	Tyrone	Bald Eagle Area		Central Mountain			
		code																
		SMT	SMT		IJT		SNT		INT		SAT	SAT	SAT		SOT			
<b>EQUIPMENT</b> JUDGE	Vocabulary	47	49		46		42		57		63	52	61		67			
	Excellence	80	86		83		72		101		105	88	103		66			
	<b>TOTAL</b>	<b>12.7</b>	<b>13.5</b>		<b>12.9</b>		<b>11.4</b>		<b>15.8</b>		<b>16.8</b>	<b>14</b>	<b>16.4</b>		<b>13.3</b>			
<b>MOVEMENT</b> JUDGE	Vocabulary	55	51		45		43		55		58	52	57		68			
	Excellence	98	85		80		75		96		92	85	95		62			
	<b>TOTAL</b>	<b>15.3</b>	<b>13.6</b>		<b>12.5</b>		<b>11.8</b>		<b>15.1</b>		<b>15</b>	<b>13.7</b>	<b>15.2</b>		<b>13</b>			
<b>ENSEMBLE</b> JUDGE	Composition	70	72		66		65		78		79	77	81		69			
	Excellence	65	66		64		61		75		75	73	80		66			
	<b>TOTAL</b>	<b>13.5</b>	<b>13.8</b>		<b>13</b>		<b>12.6</b>		<b>15.3</b>		<b>15.4</b>	<b>15</b>	<b>16.1</b>		<b>13.5</b>			
<b>GENERAL</b> <b>EFFECT</b> JUDGE	Repertoire	70	73		67		58		83		78	76	80		71			
	Performance	66	68		67		60		80		75	73	80		67			
	<b>TOTAL</b>	<b>13.6</b>	<b>14.1</b>		<b>13.4</b>		<b>11.8</b>		<b>16.3</b>		<b>15.3</b>	<b>14.9</b>	<b>16</b>		<b>13.8</b>			
<b>GENERAL</b> <b>EFFECT</b> JUDGE	Repertoire	67	65		64		54		78		76	74	77		71			
	Performance	65	66		62		52		76		74	73	75		68			
	<b>TOTAL</b>	<b>13.2</b>	<b>13.1</b>		<b>12.6</b>		<b>10.6</b>		<b>15.4</b>		<b>15</b>	<b>14.7</b>	<b>15.2</b>		<b>13.9</b>			
<b>CHIEF JUDGE</b>	<b>SUB- TOTAL</b>	<b>68.3</b>	<b>68.1</b>		<b>64.4</b>		<b>58.2</b>		<b>77.9</b>		<b>77.5</b>	<b>72.3</b>	<b>78.9</b>		<b>67.5</b>			
JUDGE	LESS PENALTIES	0.0	0.0		0.0		0.0		0.0		0.0	0.0	0.0		0.0			
JUDGE	<b>FINAL SCORE</b>	<b>68.3</b>	<b>68.1</b>	<b>0.0</b>	<b>64.4</b>	<b>0.0</b>	<b>58.2</b>	<b>0.0</b>	<b>77.9</b>	<b>0.0</b>	<b>77.5</b>	<b>72.3</b>	<b>78.9</b>	<b>0.0</b>	<b>67.5</b>	<b>0.0</b>	<b>0.0</b>	<b>0.0</b>
	<b>PLACEMENT</b>	<b>1</b>	<b>2</b>		<b>1</b>		<b>1</b>		<b>1</b>		<b>2</b>	<b>3</b>	<b>1</b>		<b>1</b>			





# TOURNAMENT INDOOR ASSOCIATION

## PERCUSSION ENSEMBLE RECAP

Host Bald Eagle Area

Date 3/19/2011

Chapter 4

UNIT

code

		Johnstown HS	Westmont-Hilltop HS	Indian Valley HS	Bald Eagle Area HS		DuBois HS	Bellefonte HS	Southern Tioga	Huntingdon HS							
		SNP	SNP	SNP	SNP		SIP	SIP	SIP	SIP							
<b>VISUAL JUDGE</b>	Composition	85	81	77	79		76	78	81	72							
	Performance Quality	83	76	71	74		73	74	79	71							
	<b>TOTAL</b>	<b>16.8</b>	<b>15.7</b>	<b>14.8</b>	<b>15.3</b>		<b>14.9</b>	<b>15.2</b>	<b>16</b>	<b>14.3</b>							
<b>PERFORMANCE ANALYSIS JUDGE</b>	Composition	84	72	80	82		78	73	81	76							
	SUB-TOTAL Multiply by 0.15	12.60	10.80	12.00	12.30		11.70	10.95	12.15	11.40							
	Performance Quality	82	70	75	79		73	70	79	72							
	SUB-TOTAL Multiply by 0.25	20.50	17.50	18.75	19.75		18.25	17.50	19.75	18.00							
	<b>TOTAL</b>	<b>33.10</b>	<b>28.30</b>	<b>30.75</b>	<b>32.05</b>		<b>29.95</b>	<b>28.45</b>	<b>31.90</b>	<b>29.40</b>							
<b>GENERAL EFFECT JUDGE</b>	Music Effect	84	74	70	73		84	74	79	76							
	SUB-TOTAL Multiply by 0.20	16.80	14.80	14.00	14.60		16.80	14.80	15.80	15.20							
	Overall Effect	82	76	78	72		82	78	76	73							
	SUB-TOTAL Multiply by 0.20	16.40	15.20	15.60	14.40		16.40	15.60	15.20	14.60							
	<b>TOTAL</b>	<b>33.20</b>	<b>30.00</b>	<b>29.60</b>	<b>29.00</b>		<b>33.20</b>	<b>30.40</b>	<b>31.00</b>	<b>29.80</b>							
<b>CHIEF JUDGE</b>	<b>SUB - TOTAL</b>	<b>83.100</b>	<b>74.000</b>	<b>75.150</b>	<b>76.350</b>		<b>78.050</b>	<b>74.050</b>	<b>78.900</b>	<b>73.500</b>							
<b>JUDGE</b>	<b>LESS PENALTIES</b>	0.0	0.0	0.0	0.0		0.1	0.0	0.0	0.0							
<b>JUDGE</b>	<b>FINAL SCORE</b>	<b>83.100</b>	<b>74.000</b>	<b>75.150</b>	<b>76.350</b>	<b>0.000</b>	<b>77.950</b>	<b>74.050</b>	<b>78.900</b>	<b>73.500</b>	<b>0.000</b>	<b>0.000</b>	<b>0.000</b>	<b>0.000</b>	<b>0.000</b>	<b>0.000</b>	<b>0.000</b>
	<b>PLACEMENT</b>	<b>1</b>	<b>4</b>	<b>3</b>	<b>2</b>		<b>2</b>	<b>3</b>	<b>1</b>	<b>4</b>							

