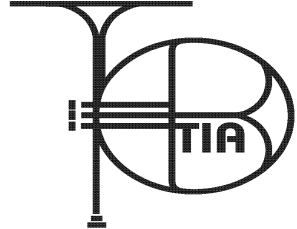


TOURNAMENT INDOOR ASSOCIATION

COLOR GUARD RECAP




Host **BRENTWOOD**
 Date: **3/19/2011**
 Chapter: **8**

		UNIT	SOUTH BROOK	ELIZABETH FORWARD	CAL U DEFIANCE	RUBICON	EXQUISITE	YOUGH	KARNS CITY	DERRY	CARRICK	CONNELLSVILLE	WHEELING PARK	BALDWIN	BRENTWOOD				
		code	SMG	SAT	IIG	IIG	ING	SNG	SNG	SNG	SNG	SNG	SNG	SNG	SNG				
EQUIPMENT JUDGE	Vocabulary		50	49	34	53	53	43	41	42	49	51	48	53	47				
	Excellence		85	76	58	88	88	78	74	77	88	91	90	95	89				
	TOTAL		13.5	12.5	9.2	14.1	14.1	12.1	11.5	11.9	13.7	14.2	13.8	14.8	13.6				
MOVEMENT JUDGE	Vocabulary		50	56	26	54	52	39	38	36	53	45	48	55	51				
	Excellence		85	86	43	75	84	55	59	50	89	81	75	98	82				
	TOTAL		13.5	14.2	6.9	12.9	13.6	9.4	9.7	8.6	14.2	12.6	12.3	15.3	13.3				
ENSEMBLE JUDGE	Composition		72	72	65	62	80	64	66	61	70	67	73	82	69				
	Excellence		69	69	56	67	76	60	56	57	73	66	69	77	67				
	TOTAL		14.1	14.1	12.1	12.9	15.6	12.4	12.2	11.8	14.3	13.3	14.2	15.9	13.6				
GENERAL EFFECT JUDGE	Repertoire		69	65	58	64	76	57	58	55	72	67	69	73	66				
	Performance		65	64	53	61	71	54	55	53	71	63	65	73	65				
	TOTAL		13.4	12.9	11.1	12.5	14.7	11.1	11.3	10.8	14.3	13	13.4	14.6	13.1				
GENERAL EFFECT JUDGE	Repertoire		78	70	62	72	79	56	58	52	75	68	77	74	69				
	Performance		73	67	55	69	72	50	52	46	70	63	74	73	65				
	TOTAL		15.1	13.7	11.7	14.1	15.1	10.6	11	9.8	14.5	13.1	15.1	14.7	13.4				
CHIEF JUDGE	SUB- TOTAL	69.6	67.4	51.0	66.5	73.1	55.6	55.7	52.9	71.0	66.2	68.8	75.3	67.0					
JUDGE	LESS PENALTIES	0.0	0.0	0.0	0.0	0.0	0.0	0.0	0.0	0.0	0.1	0.0	0.0	0.0					
JUDGE	FINAL SCORE	69.6	0.0	67.4	0.0	51.0	66.5	0.0	73.1	0.0	55.6	55.7	52.9	70.9	66.2	68.8	75.3	0.0	67.0
	PLACEMENT	1	1	1	1	1	1	6	5	7	2	4	3	1	JEX				

TOURNAMENT INDOOR ASSOCIATION

TWIRLER RECAP



Host **BRENTWOOD**


Date: **3/19/2011**

Chapter: **8**

		UNIT																
		SENSATIONS		SOUTH BROOK		ELIZABETH FORWARD	SALTSBURG		SENSATIONS		EXQUISITE	DANCE FX		YOUGH	CARRICK		BRENTWOOD	
		IJT		SMT		SAT	SAT		IAT		INT	INT		SNT	SNT		SNT	
		code																
EQUIPMENT JUDGE	Vocabulary	54		51		58	52		60		56	49		52	46		54	
	Excellence	93		88		90	85		96		98	89		89	84		96	
	TOTAL	14.7		13.9		14.8	13.7		15.6		15.4	13.8		14.1	13		15	
MOVEMENT JUDGE	Vocabulary	50		43		58	45		50		52	43		40	42		45	
	Excellence	86		79		113	68		85		81	75		66	67		80	
	TOTAL	13.6		12.2		17.1	11.3		13.5		13.3	11.8		10.6	10.9		12.5	
ENSEMBLE JUDGE	Composition	74		72		78	65		80		82	72		63	65		74	
	Excellence	70		68		74	69		76		74	68		58	57		69	
	TOTAL	14.4		14		15.2	13.4		15.6		15.6	14		12.1	12.2		14.3	
GENERAL EFFECT JUDGE	Repertoire	75		68		80	72		84		79	72		66	64		71	
	Performance	72		63		79	70		80		74	67		62	61		69	
	TOTAL	14.7		13.1		15.9	14.2		16.4		15.3	13.9		12.8	12.5		14	
GENERAL EFFECT JUDGE	Repertoire	72		67		74	70		78		77	74		66	64		76	
	Performance	67		61		68	65		74		73	70		62	60		71	
	TOTAL	13.9		12.8		14.2	13.5		15.2		15	14.4		12.8	12.4		14.7	
CHIEF JUDGE	SUB- TOTAL	71.3		66.0		77.2	66.1		76.3		74.6	67.9		62.4	61.0		70.5	
JUDGE	LESS PENALTIES	0.0		0.0		0.0	0.0		0.0		0.0	0.0		0.0	0.0		0.0	
JUDGE	FINAL SCORE	71.3	0.0	66.0	0.0	77.2	66.1	0.0	76.3	0.0	74.6	67.9	0.0	62.4	61.0	0.0	70.5	0.0
	PLACEMENT	1		1		1	2		1		1	2		1	2		JEX	

TOURNAMENT INDOOR ASSOCIATION

DANCE RECAP



Host: BRENTWOOD

Date: 3/19/2011

Chapter: 8

		UNIT																	
		DANCE FX	CO-MOTION	AVELLA	BRENTWOOD	SOUTH BROOK	RINGGOLD	CO-MOTION											
code		IAD	IAD	SAD	SAD	SMD	SNT	INT											
MOVEMENT JUDGE	Vocabulary	63	55	59	45	55	51	52											
	Excellence	100	90	95	75	101	83	87											
	SUB TOTAL	16.3	14.5	15.4	12	15.6	13.4	13.9											
	Multiply by 2 TOTAL	32.6	29	30.8	24	31.2	26.8	27.8											
ENSEMBLE JUDGE	Composition	76	81	75	72	78	72	74											
	Excellence	72	78	75	69	74	68	71											
	TOTAL	14.8	15.9	15	14.1	15.2	14	14.5											
GENERAL EFFECT JUDGE	Repertoire	75	73	77	74	80	75	74											
	Performance	75	74	76	72	77	73	72											
	TOTAL	15	14.7	15.3	14.6	15.7	14.8	14.6											
GENERAL EFFECT JUDGE	Repertoire	75	73	80	68	82	77	79											
	Performance	71	69	76	61	77	71	74											
	TOTAL	14.6	14.2	15.6	12.9	15.9	14.8	15.3											
CHIEF JUDGE	SUB TOTAL	77.0	73.8	76.7	65.6	78.0	70.4	72.2											
JUDGE	LESS PENALTIES	0.0	0.0	0.0	0.0	0.0	0.0	0.0											
JUDGE	FINAL SCORE	77.0	73.8	0.0	76.7	65.6	0.0	78.0	0.0	70.4	0.0	72.2	0.0	0.0	0.0	0.0	0.0	0.0	0.0
	PLACEMENT	1	2	1	JEX	1	1	1											

