


TOURNAMENT INDOOR ASSOCIATION

COLOR GUARD RECAP



Host **HEMPFIELD**

Date: **3/19/2011**


Chapter: **6**

UNIT

		MILTON HERSHEY		CUMBERLAND VALLEY	CAMP HILL	LAMPETER STRASBURG W	RED LAND	QUAKERTOWN		MARTIN MEYLIN	CUMBERLAND VALLEY	WEST PERRY	NORTHERN YORK					
		code	IIG	SIG	SIG	SIG	SAG	SAG		SMG	SMG	SMG	SMG					
EQUIPMENT JUDGE	Vocabulary	57		53	55	58	59	58		48	53	49	65					
	Excellence	98		87	91	93	102	100		82	89	89	116					
	TOTAL	15.5		14	14.6	15.1	16.1	15.8		13	14.2	13.8	18.1					
MOVEMENT JUDGE	Vocabulary	59		52	53	53	60	61		52	51	48	62					
	Excellence	91		87	90	93	101	104		87	86	82	108					
	TOTAL	15		13.9	14.3	14.6	16.1	16.5		13.9	13.7	13	17					
ENSEMBLE JUDGE	Composition	77		67	80	82	85	81		63	71	65	87					
	Excellence	73		63	76	78	83	77		60	66	62	84					
	TOTAL	15		13	15.6	16	16.8	15.8		12.3	13.7	12.7	17.1					
GENERAL EFFECT JUDGE	Repertoire	75		71	72	73	78	79		66	78	70	82					
	Performance	71		67	68	73	75	73		70	73	68	81					
	TOTAL	14.6		13.8	14	14.6	15.3	15.2		13.6	15.1	13.8	16.3					
GENERAL EFFECT JUDGE	Repertoire	72		70	74	73	82	80		68	74	71	83					
	Performance	66		64	69	73	80	76		67	70	68	81					
	TOTAL	13.8		13.4	14.3	14.6	16.2	15.6		13.5	14.4	13.9	16.4					
CHIEF JUDGE	SUB- TOTAL	73.9		68.1	72.8	74.9	80.5	78.9		66.3	71.1	67.2	84.9					
JUDGE	LESS PENALTIES	0.0		0.0	0.0	0.0	0.0	1.2		0.1	0.0	0.0	0.0					
JUDGE	FINAL SCORE	73.9	0.0	68.1	72.8	74.9	80.5	77.7	0.0	66.2	71.1	67.2	84.9	0.0	0.0	0.0	0.0	0.0
	PLACEMENT	1		3	2	1	1	2		4	2	3	1					

TOURNAMENT INDOOR ASSOCIATION

COLOR GUARD RECAP




Host **HEMPFIELD**

Date: **3/19/2011**

Chapter: **6**

UNIT

		CONESTOGA VALLEY	LANCASTER CATHOLIC	WEST PERRY	SPRING GROVE	NORTHWEST	HEMPFIELD			VILLA PIRATA		NORTHERN YORK						
		code	SNG	SNG	SNG	SNG	SNG			IAG		SOG						
EQUIPMENT JUDGE	Vocabulary		67	55	54	52	43	58			63		79					
	Excellence		63	88	90	86	64	106			104		72					
	TOTAL		13	14.3	14.4	13.8	10.7	16.4			16.7		15.1					
MOVEMENT JUDGE	Vocabulary		48	51	49	46	43	53			60		80					
	Excellence		80	88	83	80	75	94			110		76					
	TOTAL		12.8	13.9	13.2	12.6	11.8	14.7			17		15.6					
ENSEMBLE JUDGE	Composition		50	74	69	68	60	79			78		77					
	Excellence		80	70	66	64	54	74			74		72					
	TOTAL		13	14.4	13.5	13.2	11.4	15.3			15.2		14.9					
GENERAL EFFECT JUDGE	Repertoire		61	68	67	65	62	80			76		77					
	Performance		59	63	62	60	60	76			72		70					
	TOTAL		12	13.1	12.9	12.5	12.2	15.6			14.8		14.7					
GENERAL EFFECT JUDGE	Repertoire		69	74	72	71	62	82			78		76					
	Performance		65	70	69	67	58	80			74		71					
	TOTAL		13.4	14.4	14.1	13.8	12	16.2			15.2		14.7					
CHIEF JUDGE	SUB- TOTAL	64.2	70.1	68.1	65.9	58.1	78.2			78.9		75.0						
JUDGE	LESS PENALTIES	0.2	0.0	0.0	0.0	0.0	0.0			0.0		0.0						
JUDGE	FINAL SCORE	64.0	70.1	68.1	65.9	58.1	78.2	0.0	0.0	78.9	0.0	75.0	0.0	0.0	0.0	0.0	0.0	
	PLACEMENT	5	2	3	4	6	1			1		1						



TOURNAMENT INDOOR ASSOCIATION


PERCUSSION ENSEMBLE RECAP

Host HEMPFIELD

Date 3/19/2011

Chapter 6

		UNIT																
		code	OWEN J ROBERTS	CUMBERLAND VALLEY	QUAKERTOWN	WILSON	LOWER DAUPHIN	SOUDERTON		PHOENIX		HEMPFIELD		CENTRAL DAUPHIN				
			SIP	SIP	SIP	SIP	SIP	SIP		IIP		SIP		SAP				
VISUAL JUDGE	Composition		76	84	77	75	82	78		75		80		76				
	Performance Quality		72	82	74	71	78	75		72		79		72				
	TOTAL		14.80	16.6	15.1	14.6	16	15.3		14.7		15.9		14.8				
PERFORMANCE ANALYSIS JUDGE	Composition		77	82	79	80	97	81		81		80.5		80				
	SUB-TOTAL Multiply by 0.15		11.55	12.30	11.85	12.00	14.55	12.15		12.15		12.08		12.00				
	Performance Quality		71	80	82	77	93	75		79		78		76				
	SUB-TOTAL Multiply by 0.25		17.75	20.00	20.50	19.25	23.25	18.75		19.75		19.50		19.00				
	TOTAL		29.30	32.30	32.35	31.25	37.80	30.90		31.90		31.58		31.00				
GENERAL EFFECT JUDGE	Music Effect		76	80	78	77	92	75		79		81		77				
	SUB-TOTAL Multiply by 0.20		15.20	16.00	15.60	15.40	18.40	15.00		15.80		16.20		15.40				
	Overall Effect		74	76	75	74	90	72		78		78		75				
	SUB-TOTAL Multiply by 0.20		14.80	15.20	15.00	14.80	18.00	14.40		15.60		15.60		15.00				
	TOTAL		30.00	31.20	30.60	30.20	36.40	29.40		31.40		31.80		30.40				
CHIEF JUDGE	SUB - TOTAL		74.100	80.100	78.050	76.050	90.200	75.600		78.000		79.275		76.200				
JUDGE	LESS PENALTIES		0.0	0.0	0.0	0.0	0.0	0.0		0.0		0.0		0.0				
JUDGE	FINAL SCORE		74.100	80.100	78.050	76.050	90.200	75.600	0.000	78.000	0.000	79.275	0.000	76.200	0.000	0.000	0.000	0.000
	PLACEMENT		6	2	3	4	1	5		1				1				



TOURNAMENT INDOOR ASSOCIATION

CONCERT / STANDSTILL PERCUSSION RECAP

Host HEMPFIELD
 Date: 3/19/2011
 Chapter: 6

		UNIT																		
		code	CONESTOGA VALLEY	SPRING GROVE																
PERFORMANCE JUDGE	Composition		83	75																
	SUB-TOTAL		16.60	15.00																
	Multiply by 0.20																			
	Performance Quality		81	70																
	SUB-TOTAL		24.30	21.00																
Multiply by 0.30																				
TOTAL			40.90	36.00																
ARTISTRY JUDGE	Program		76	73																
	SUB-TOTAL		15.20	14.60																
	Multiply by 0.20																			
	Fulfillment		75	72																
	SUB-TOTAL		22.50	21.60																
Multiply by 0.30																				
TOTAL			37.70	36.20																
CHIEF JUDGE	SUB - TOTAL		78.600	72.200																
JUDGE	LESS PENALTIES		2.7	2.0																
JUDGE	FINAL SCORE		75.900	70.200	0.000	0.000	0.000	0.000	0.000	0.000	0.000	0.000	0.000	0.000	0.000	0.000	0.000	0.000		
	PLACEMENT		1																	