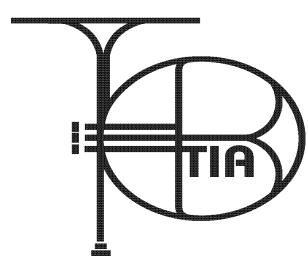


# TOURNAMENT INDOOR ASSOCIATION

## COLOR GUARD RECAP

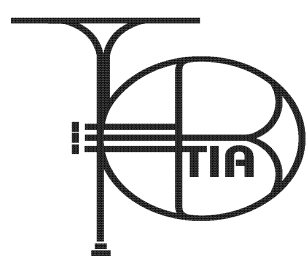


Host **FIELD OF VIEW**  
 Date: **3/26/2011**  
 Chapter: **3**

		CHICHESTER	CONRAD WEISER	RADNOR	HADDON HEIGHTS MS	DANIEL BOONE	SHORT CIRCUIT	HADDONFIELD	HENDERSON	CARDINAL O'HARA	PENNCREST	SPRINGFIELD	PEMBERTON TWP	GARNET VALLEY	RIDLEY			
code		SMG	SMG	SMG	SMG	SMG	IJG	SNG	SNG	SNG	SNG	SNG	SNG	SNG	SNG			
<b>EQUIPMENT JUDGE</b>	Vocabulary	45	48	52	56	54	47	44	56	55	57	60	59	60	58			
	Excellence	80	82	84	92	85	82	76	96	95	97	98	94	97	98			
	<b>TOTAL</b>	<b>12.5</b>	<b>13</b>	<b>13.6</b>	<b>14.8</b>	<b>13.9</b>	<b>12.9</b>	<b>12</b>	<b>15.2</b>	<b>15</b>	<b>15.4</b>	<b>15.8</b>	<b>15.3</b>	<b>15.7</b>	<b>15.6</b>			
<b>MOVEMENT JUDGE</b>	Vocabulary	50	53	54	55	56	49	51	49	53	48	56	52	57	53			
	Excellence	87	96	92	93	94	89	93	88	96	87	100	94	101	95			
	<b>TOTAL</b>	<b>13.7</b>	<b>14.9</b>	<b>14.6</b>	<b>14.8</b>	<b>15</b>	<b>13.8</b>	<b>14.4</b>	<b>13.7</b>	<b>14.9</b>	<b>13.5</b>	<b>15.6</b>	<b>14.6</b>	<b>15.8</b>	<b>14.8</b>			
<b>ENSEMBLE JUDGE</b>	Composition	70	74	76	79	75	72	71	70	76	73	80	78	79	77			
	Excellence	66	69	71	75	74	68	66	63	74	67	75	76	79	74			
	<b>TOTAL</b>	<b>13.6</b>	<b>14.3</b>	<b>14.7</b>	<b>15.4</b>	<b>14.9</b>	<b>14</b>	<b>13.7</b>	<b>13.3</b>	<b>15</b>	<b>14</b>	<b>15.5</b>	<b>15.4</b>	<b>15.8</b>	<b>15.1</b>			
<b>GENERAL EFFECT JUDGE</b>	Repertoire	67	73	76	78	74	65	68	71	69	67	79	75	80	76			
	Performance	64	71	73	74	72	64	65	67	70	63	77	70	78	71			
	<b>TOTAL</b>	<b>13.1</b>	<b>14.4</b>	<b>14.9</b>	<b>15.2</b>	<b>14.6</b>	<b>12.9</b>	<b>13.3</b>	<b>13.8</b>	<b>13.9</b>	<b>13</b>	<b>15.6</b>	<b>14.5</b>	<b>15.8</b>	<b>14.7</b>			
<b>GENERAL EFFECT JUDGE</b>	Repertoire	70	73	71	76	74	72	71	69	72	70	77	75	79	76			
	Performance	65	68	66	72	73	68	67	66	70	64	73	72	76	73			
	<b>TOTAL</b>	<b>13.5</b>	<b>14.1</b>	<b>13.7</b>	<b>14.8</b>	<b>14.7</b>	<b>14</b>	<b>13.8</b>	<b>13.5</b>	<b>14.2</b>	<b>13.4</b>	<b>15</b>	<b>14.7</b>	<b>15.5</b>	<b>14.9</b>			
<b>CHIEF JUDGE</b>	<b>SUB- TOTAL</b>	<b>66.4</b>	<b>70.7</b>	<b>71.5</b>	<b>75.0</b>	<b>73.1</b>	<b>67.6</b>	<b>67.2</b>	<b>69.5</b>	<b>73.0</b>	<b>69.3</b>	<b>77.5</b>	<b>74.5</b>	<b>78.6</b>	<b>75.1</b>			
<b>JUDGE</b>	<b>LESS PENALTIES</b>	0.0	0.0	0.0	0.0	0.0	0.0	0.0	0.0	0.0	0.0	0.0	0.0	0.3	0.0			
<b>JUDGE</b>	<b>FINAL SCORE</b>	<b>0.0</b>	<b>66.4</b>	<b>70.7</b>	<b>71.5</b>	<b>75.0</b>	<b>73.1</b>	<b>0.0</b>	<b>67.6</b>	<b>0.0</b>	<b>67.2</b>	<b>69.5</b>	<b>73.0</b>	<b>69.3</b>	<b>77.5</b>	<b>74.5</b>	<b>78.3</b>	<b>75.1</b>
	<b>PLACEMENT</b>	<b>5</b>	<b>4</b>	<b>3</b>	<b>1</b>	<b>2</b>	<b>1</b>	<b>8</b>	<b>6</b>	<b>5</b>	<b>7</b>	<b>2</b>	<b>4</b>	<b>1</b>	<b>3</b>			

# TOURNAMENT INDOOR ASSOCIATION

## COLOR GUARD RECAP



Host **FIELD OF VIEW**

Date: **3/26/2011**

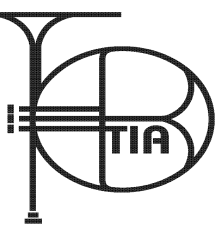
Chapter: **3**

UNIT

		RUSSELL'S ALLSTARS	AMP		HATBORO- HORSHAM	CONRAD WEISER	RADNOR	OWNE J ROBERTS	WISSAHICKON	SPRINGFORD	ABINGTON	GATEWAY REGIONAL		LIGHT BRIGADE	HANNA GUARD	PENN STATE ECLIPSE	MILTON HERSHEY		
		code	ING	ING		SIG	SIG	SIG	SIG	SIG	SIG	SIG		IIG	IIG	IIG	IIG		
<b>EQUIPMENT JUDGE</b>	Vocabulary	45	50		50	48	52	47	48	46	54	56		45	56	54	57		
	Excellence	75	96		76	74	78	73	73	71	80	82		61	93	84	94		
	<b>TOTAL</b>	<b>12</b>	<b>14.6</b>		<b>12.6</b>	<b>12.2</b>	<b>13</b>	<b>12</b>	<b>12.1</b>	<b>11.7</b>	<b>13.4</b>	<b>13.8</b>		<b>10.6</b>	<b>14.9</b>	<b>13.8</b>	<b>15.1</b>		
<b>MOVEMENT JUDGE</b>	Vocabulary	46	56		55	50	54	53	51	47	52	56		49	53	52	55		
	Excellence	83	102		94	85	92	97	83	83	90	100		81	96	89	95		
	<b>TOTAL</b>	<b>12.9</b>	<b>15.8</b>		<b>14.9</b>	<b>13.5</b>	<b>14.6</b>	<b>15</b>	<b>13.4</b>	<b>13</b>	<b>14.2</b>	<b>15.6</b>		<b>13</b>	<b>14.9</b>	<b>14.1</b>	<b>15</b>		
<b>ENSEMBLE JUDGE</b>	Composition	69	76		76	69	74	73	71	72	78	77		66	75	73	74		
	Excellence	65	72		75	64	71	70	67	69	74	77		61	74	70	70		
	<b>TOTAL</b>	<b>13.4</b>	<b>14.8</b>		<b>15.1</b>	<b>13.3</b>	<b>14.5</b>	<b>14.3</b>	<b>13.8</b>	<b>14.1</b>	<b>15.2</b>	<b>15.4</b>		<b>12.7</b>	<b>14.9</b>	<b>14.3</b>	<b>14.4</b>		
<b>GENERAL EFFECT JUDGE</b>	Repertoire	65	77		81	70	76	78	72	71	77	75		66	79	72	75		
	Performance	62	75		76	65	72	73	68	66	72	75		62	74	70	71		
	<b>TOTAL</b>	<b>12.7</b>	<b>15.2</b>		<b>15.7</b>	<b>13.5</b>	<b>14.8</b>	<b>15.1</b>	<b>14</b>	<b>13.7</b>	<b>14.9</b>	<b>15</b>		<b>12.8</b>	<b>15.3</b>	<b>14.2</b>	<b>14.6</b>		
<b>GENERAL EFFECT JUDGE</b>	Repertoire	67	78		77	70	75	74	72	73	74	78		69	78	73	79		
	Performance	64	76		75	66	73	71	68	70	70	76		66	77	69	75		
	<b>TOTAL</b>	<b>13.1</b>	<b>15.4</b>		<b>15.2</b>	<b>13.6</b>	<b>14.8</b>	<b>14.5</b>	<b>14</b>	<b>14.3</b>	<b>14.4</b>	<b>15.4</b>		<b>13.5</b>	<b>15.5</b>	<b>14.2</b>	<b>15.4</b>		
<b>CHIEF JUDGE</b>	<b>SUB- TOTAL</b>	<b>64.1</b>	<b>75.8</b>		<b>73.5</b>	<b>66.1</b>	<b>71.7</b>	<b>70.9</b>	<b>67.3</b>	<b>66.8</b>	<b>72.1</b>	<b>75.2</b>		<b>62.6</b>	<b>75.5</b>	<b>70.6</b>	<b>74.5</b>		
JUDGE	LESS PENALTIES	0.0	0.0		0.3	0.0	0.0	0.0	0.0	0.0	0.2	0.0		0.0	0.0	0.2	0.0		
JUDGE	<b>FINAL SCORE</b>	<b>64.1</b>	<b>75.8</b>	<b>0.0</b>	<b>73.2</b>	<b>66.1</b>	<b>71.7</b>	<b>70.9</b>	<b>67.3</b>	<b>66.8</b>	<b>71.9</b>	<b>75.2</b>	<b>0.0</b>	<b>62.6</b>	<b>75.5</b>	<b>70.4</b>	<b>74.5</b>	<b>0.0</b>	<b>0.0</b>
	<b>PLACEMENT</b>	<b>2</b>	<b>1</b>		<b>2</b>	<b>8</b>	<b>4</b>	<b>5</b>	<b>6</b>	<b>7</b>	<b>3</b>	<b>1</b>		<b>4</b>	<b>1</b>	<b>3</b>	<b>2</b>		

# TOURNAMENT INDOOR ASSOCIATION

## GUARD RECAP 3




Host **FIELD OF VIEW**  
 Date: **3/26/2011**  
 Chapter: **3**

UNIT

		PARKLAND	DANIELLE BOONE	SOUTHERN REGIONAL		HIGH VOLTAGE	CLASSICS		WESTSHOREMAN	THE GUARD		FIELD OF VIEW							
		SAG	SAG	SAG		IAG	IAG		ISG	ISG		IOG							
<b>EQUIPMENT</b> JUDGE	Vocabulary	58	63	60		61	65		53	57		83							
	Excellence	90	101	97		99	103		80	90		80							
	<b>TOTAL</b>	<b>14.8</b>	<b>16.4</b>	<b>15.7</b>		<b>16</b>	<b>16.8</b>		<b>13.3</b>	<b>14.7</b>		<b>16.3</b>							
<b>MOVEMENT</b> JUDGE	Vocabulary	53	58	59		60	59		48	56		87							
	Excellence	91	103	100		102	108		82	102		86							
	<b>TOTAL</b>	<b>14.4</b>	<b>16.1</b>	<b>15.9</b>		<b>16.2</b>	<b>16.7</b>		<b>13</b>	<b>15.8</b>		<b>17.3</b>							
<b>ENSEMBLE</b> JUDGE	Composition	73	80	85		81	83		75	78		86							
	Excellence	67	79	84		77	82		70	76		85							
	<b>TOTAL</b>	<b>14</b>	<b>15.9</b>	<b>16.9</b>		<b>15.8</b>	<b>16.5</b>		<b>14.5</b>	<b>15.4</b>		<b>17.1</b>							
<b>GENERAL EFFECT</b> JUDGE	Repertoire	74	81	85		82	81		75	78		88							
	Performance	70	76	82		76	75		72	76		87							
	<b>TOTAL</b>	<b>14.4</b>	<b>15.7</b>	<b>16.7</b>		<b>15.8</b>	<b>15.6</b>		<b>14.7</b>	<b>15.4</b>		<b>17.5</b>							
<b>GENERAL EFFECT</b> JUDGE	Repertoire	76	80	84		80	85		79	83		87							
	Performance	72	78	82		76	83		77	80		85							
	<b>TOTAL</b>	<b>14.8</b>	<b>15.8</b>	<b>16.6</b>		<b>15.6</b>	<b>16.8</b>		<b>15.6</b>	<b>16.3</b>		<b>17.2</b>							
<b>CHIEF JUDGE</b>	<b>SUB- TOTAL</b>	<b>72.4</b>	<b>79.9</b>	<b>81.8</b>		<b>79.4</b>	<b>82.4</b>		<b>71.1</b>	<b>77.6</b>		<b>85.4</b>							
JUDGE	LESS PENALTIES	0.0	0.0	0.0		0.1	0.0		0.0	0.0		0.1							
JUDGE	<b>FINAL SCORE</b>	<b>72.4</b>	<b>79.9</b>	<b>81.8</b>	<b>0.0</b>	<b>79.3</b>	<b>82.4</b>	<b>0.0</b>	<b>71.1</b>	<b>77.6</b>	<b>0.0</b>	<b>85.3</b>	<b>0.0</b>	<b>0.0</b>	<b>0.0</b>	<b>0.0</b>	<b>0.0</b>	<b>0.0</b>	<b>0.0</b>
	<b>PLACEMENT</b>	<b>3</b>	<b>2</b>	<b>1</b>		<b>2</b>	<b>1</b>		<b>2</b>	<b>1</b>		<b>1</b>							







# TOURNAMENT INDOOR ASSOCIATION

## PERCUSSION ENSEMBLE RECAP

Host FIELD OF VIEW

Date 3/26/2011

Chapter 3

		UNIT	CHI CHESTER	CONRAD WEISER	SOUTHERN REGIONAL	EASTERN REGIONAL	ABINGTON	CUMBERLAND REGIONAL	OWEN J ROBERTS	GARNET VALLEY	RIDLEY							
		code	SMP	SNP	SNP	SNP	SIP	SIP	SIP	SAP	SAP							
<b>VISUAL JUDGE</b>	Composition		76	72	78	81	83	82	79	81	84							
	Performance Quality		72	67	77	81	81	80	77	78	82							
	<b>TOTAL</b>		<b>14.80</b>	<b>13.9</b>	<b>15.5</b>	<b>16.2</b>	<b>16.4</b>	<b>16.2</b>	<b>15.6</b>	<b>15.9</b>	<b>16.6</b>							
<b>PERFORMANCE ANALYSIS JUDGE</b>	Composition		81	77	88	84	82	87	80	83	86							
	SUB-TOTAL Multiply by 0.15		12.15	11.55	13.20	12.60	12.30	13.05	12.00	12.45	12.90							
	Performance Quality		76	73	86	80	78	85	75	81	83							
	SUB-TOTAL Multiply by 0.25		19.00	18.25	21.50	20.00	19.50	21.25	18.75	20.25	20.75							
	<b>TOTAL</b>		<b>31.15</b>	<b>29.80</b>	<b>34.70</b>	<b>32.60</b>	<b>31.80</b>	<b>34.30</b>	<b>30.75</b>	<b>32.70</b>	<b>33.65</b>							
<b>GENERAL EFFECT JUDGE</b>	Music Effect		75	64	86	77	78	84	74	76	85							
	SUB-TOTAL Multiply by 0.20		15.00	12.80	17.20	15.40	15.60	16.80	14.80	15.20	17.00							
	Overall Effect		73	62	84	81	80	85	75	79	86							
	SUB-TOTAL Multiply by 0.20		14.60	12.40	16.80	16.20	16.00	17.00	15.00	15.80	17.20							
	<b>TOTAL</b>		<b>29.60</b>	<b>25.20</b>	<b>34.00</b>	<b>31.60</b>	<b>31.60</b>	<b>33.80</b>	<b>29.80</b>	<b>31.00</b>	<b>34.20</b>							
<b>CHIEF JUDGE</b>	SUB - TOTAL		<b>75.550</b>	<b>68.900</b>	<b>84.200</b>	<b>80.400</b>	<b>79.800</b>	<b>84.300</b>	<b>76.150</b>	<b>79.600</b>	<b>84.450</b>							
<b>JUDGE</b>	LESS PENALTIES		0.0	0.0	0.0	0.0	0.0	0.0	0.0	0.0	0.0							
<b>JUDGE</b>	FINAL SCORE		<b>75.550</b>	<b>0.000</b>	<b>68.900</b>	<b>84.200</b>	<b>80.400</b>	<b>0.000</b>	<b>79.800</b>	<b>84.300</b>	<b>76.150</b>	<b>0.000</b>	<b>79.600</b>	<b>84.450</b>	<b>0.000</b>	<b>0.000</b>	<b>0.000</b>	<b>0.000</b>
	PLACEMENT		<b>1</b>	<b>3</b>	<b>1</b>	<b>2</b>	<b>2</b>	<b>1</b>	<b>3</b>	<b>2</b>	<b>1</b>							

