


TOURNAMENT INDOOR ASSOCIATION

COLOR GUARD RECAP



Host **HIGHLAND**

Date: **4/2/2011**


Chapter: **1**

UNIT

		GATEWAY ECHO CADETS	HYPE CADETS	JACKSON LIBERTY	TOMS RIVER NORTH	MIDDLE TOWNSHIP	HADDONFIELD MEMORIAL	PEMBERTON	EASTERN REGIONAL	BARNEGAT	WILLIAM PENN		EASTSIDE	AMP	COLLINGSWOOD		JACKSON LIBERTY		HYPE JV		
		code	ICG	SNG	SNG	SNG	SNG	SNG	SNG	SNG	SNG		ING	ING	ING		SMG		IJG		
EQUIPMENT JUDGE	Vocabulary	EXCELLENT	SUPERIOR	43	54	49	46	57	45	59	58		55	62	41		41		60		
	Excellence			79	89	88	81	97	85	99	102		90	104	69		67		103		
	TOTAL			12.2	14.3	13.7	12.7	15.4	13	15.8	16		14.5	16.6	11		10.8		16.3		
MOVEMENT JUDGE	Vocabulary					57	52	49	53	55	51	56	58		59	58	48		45		57
	Excellence					91	92	93	92	97	94	98	101		99	102	89		83		104
	TOTAL					14.8	14.4	14.2	14.5	15.2	14.5	15.4	15.9		15.8	16	13.7		12.8		16.1
ENSEMBLE JUDGE	Composition					66	65	65	69	74	63	76	75		75	77	63		55		75
	Excellence					62	64	65	66	70	64	74	73		70	73	61		55		76
	TOTAL					12.8	12.9	13	13.5	14.4	12.7	15	14.8		14.5	15	12.4		11		15.1
GENERAL EFFECT JUDGE	Repertoire					68	66	72	67	78	75	80	82		76	83	65		63		79
	Performance			64	62	69	63	75	73	78	77		74	80	63		62		76		
	TOTAL			13.2	12.8	14.1	13	15.3	14.8	15.8	15.9		15	16.3	12.8		12.5		15.5		
GENERAL EFFECT JUDGE	Repertoire			66	65	68	71	76	67	78	80		77	78	63		60		82		
	Performance			60	63	65	68	73	64	76	78		74	77	58		56		80		
	TOTAL			12.6	12.8	13.3	13.9	14.9	13.1	15.4	15.8		15.1	15.5	12.1		11.6		16.2		
CHIEF JUDGE	SUB- TOTAL			65.6	67.2	68.3	67.6	75.2	68.1	77.4	78.4		74.9	79.4	62.0		58.7		79.2		
JUDGE	LESS PENALTIES			1.0	0.0	0.0	0.0	0.0	0.0	0.0	0.0		0.0	0.0	0.0		0.0		0.0		
JUDGE	FINAL SCORE			64.6	67.2	68.3	67.6	75.2	68.1	77.4	78.4	0.0	74.9	79.4	62.0	0.0	58.7	0.0	79.2		
	PLACEMENT			8	7	4	6	3	5	2	1		2	1	3		1		1		


TOURNAMENT INDOOR ASSOCIATION

COLOR GUARD RECAP



Host **HIGHLAND**
 Date: **4/2/2011**
 Chapter: **1**

		WILLIAM PENN	GATEWAY REGIONAL		TIMBER CREEK ESSENCE		HILLSBOROUGH	MATAWAN	WASHINGTON TOWNSHIP	SOUTHERN REGIONAL			CO-MOTION		EVOLUTION		BLACKWATCH		
		SIG	SIG		IIG		SAG	SAG	SAG	SAG			IAG		IOG		IWG		
EQUIPMENT JUDGE	Vocabulary	56	58		55		64	58	60	59			65		68		90		
	Excellence	89	98		89		115	111	113	109			117		66		87		
	TOTAL	14.5	15.6		14.4		17.9	16.9	17.3	16.8			18.2		13.4		17.7		
MOVEMENT JUDGE	Vocabulary	55	57		56		63	54	64	62			65		68		92		
	Excellence	92	93		93		102	86	104	102			111		65		91		
	TOTAL	14.7	15		14.9		16.5	14	16.8	16.4			17.6		13.3		18.3		
ENSEMBLE JUDGE	Composition	73	78		74		89	77	83	80			91		68		88		
	Excellence	67	75		71		87	78	81	80			88		65		86		
	TOTAL	14	15.3		14.5		17.6	15.5	16.4	16			17.9		13.3		17.4		
GENERAL EFFECT JUDGE	Repertoire	78	75		74		90	86	88	87			91		72		91		
	Performance	75	73		72		88	85	87	86			89		68		90		
	TOTAL	15.3	14.8		14.6		17.8	17.1	17.5	17.3			18		14		18.1		
GENERAL EFFECT JUDGE	Repertoire	74	79		75		84	81	85	86			90		66		93		
	Performance	70	77		72		82	78	84	86			88		64		90		
	TOTAL	14.4	15.6		14.7		16.6	15.9	16.9	17.2			17.8		13		18.3		
CHIEF JUDGE	SUB- TOTAL	72.9	76.3		73.1		86.4	79.4	84.9	83.7			89.5		67.0		89.8		
JUDGE	LESS PENALTIES	0.0	0.0		0.0		0.0	0.0	0.0	0.0			0.0		0.0		0.0		
JUDGE	FINAL SCORE	72.9	76.3	0.0	73.1	0.0	86.4	79.4	84.9	83.7	0.0	0.0	89.5	0.0	67.0	0.0	89.8	0.0	0.0
	PLACEMENT	2	1		1		1	4	2	3			1		1		1		



TOURNAMENT INDOOR ASSOCIATION

PERCUSSION ENSEMBLE RECAP

Host **HIGHLAND**

Date **4/2/2011**

Chapter **1**

UNIT

code

		SOUTHERN REGIONAL			HADDON HEIGHTS	EDISON	ABINGTON	COLLINGSWOOD	HIGHLAND		TIMBER CREEK						
		SNP			SIP	SIP	SIP	SIP	SIP		SAP						
VISUAL JUDGE	Composition	88			82	86	84	80	85		93						
	Performance Quality	86			75	87	76	78	85		89						
	TOTAL	17.40			15.7	17.3	16	15.8	17		18.2						
PERFORMANCE ANALYSIS JUDGE	Composition	90			87	85	81	80	84		91						
	SUB-TOTAL Multiply by 0.15	13.50			13.05	12.75	12.15	12.00	12.60		13.65						
	Performance Quality	88			84	82	76	75	80		88						
	SUB-TOTAL Multiply by 0.25	22.00			21.00	20.50	19.00	18.75	20.00		22.00						
	TOTAL	35.50			34.05	33.25	31.15	30.75	32.60		35.65						
GENERAL EFFECT JUDGE	Music Effect	88			87	82	80	79	90		92						
	SUB-TOTAL Multiply by 0.20	17.60			17.40	16.40	16.00	15.80	18.00		18.40						
	Overall Effect	84			83	80	77	81	87		92						
	SUB-TOTAL Multiply by 0.20	16.80			16.60	16.00	15.40	16.20	17.40		18.40						
	TOTAL	34.40			34.00	32.40	31.40	32.00	35.40		36.80						
CHIEF JUDGE	SUB - TOTAL	87.300			83.750	82.950	78.550	78.550	85.000		90.650						
JUDGE	LESS PENALTIES	0.0			0.0	0.0	0.0	0.0	0.0		0.0						
JUDGE	FINAL SCORE	87.300	0.000	0.000	83.750	82.950	78.550	78.550	85.000	0.000	90.650	0.000	0.000	0.000	0.000	0.000	0.000
	PLACEMENT	1			1	2	3	3			1						

