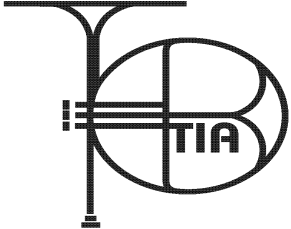


TOURNAMENT INDOOR ASSOCIATION

COLOR GUARD RECAP



Host **PARKLAND HS**

Date: **4/2/2011**

Chapter: **2**


UNIT

code

		STAR CROSS KIDET	WINDBER MS	CONRAD WEISER MS	NORTHERN YORK MS		STAR CROSS		NAZARETH	EMMAUS	LACKAWANNA TRAIL	BRANDYWINE HEIGHTS		PENN STATE ECLIPSE	MILTON HERSHEY		CAMP HILL	CONRAD WEISER	
			SMG	SMG	SMG		ING		SNG	SNG	SNG	SNG		IIG	IIG		SIG	SIG	
EQUIPMENT JUDGE	Vocabulary	EXCELLENT	56	52	62		60		60	61	52	57		56	59		56	50	
	Excellence		98	88	118		100		99	100	86	88		81	100		94	76	
	TOTAL		15.4	14	18		16		15.9	16.1	13.8	14.5		13.7	15.9		15	12.6	
MOVEMENT JUDGE	Vocabulary		59	55	65		61		63	60	46	48		52	57		54	53	
	Excellence		100	95	113		103		105	101	70	72		85	98		96	92	
	TOTAL		15.9	15	17.8		16.4		16.8	16.1	11.6	12		13.7	15.5		15	14.5	
ENSEMBLE JUDGE	Composition		78	77	91		79		84	83	70	78		75	80		83	76	
	Excellence		77	75	90		77		80	82	70	76		71	77		82	75	
	TOTAL		15.5	15.2	18.1		15.6		16.4	16.5	14	15.4		14.6	15.7		16.5	15.1	
GENERAL EFFECT JUDGE	Repertoire		80	76	87		75		79	80	69	71		74	80		78	75	
	Performance		77	73	85		73		76	78	67	68		68	76		74	70	
	TOTAL		15.7	14.9	17.2		14.8		15.5	15.8	13.6	13.9		14.2	15.6		15.2	14.5	
GENERAL EFFECT JUDGE	Repertoire		79	78	88		76		80	79	70	73		74	81		80	75	
	Performance		75	74	87		73		78	77	68	70		71	79		79	71	
	TOTAL		15.4	15.2	17.5		14.9		15.8	15.6	13.8	14.3		14.5	16		15.9	14.6	
CHIEF JUDGE	SUB- TOTAL			77.9	74.3	88.6		77.7		80.4	80.1	66.8	70.1		70.7	78.7		77.6	71.3
JUDGE	LESS PENALTIES			0.0	0.0	0.0		0.0		0.0	0.0	0.0	0.0		0.0	0.0		0.0	0.0
JUDGE	FINAL SCORE		0.0	0.0	77.9	74.3	88.6	0.0	77.7	0.0	80.4	80.1	66.8	70.1	0.0	70.7	78.7	0.0	77.6
	PLACEMENT		2	3	1		1		1	2	4	3		2	1		1	2	

TOURNAMENT INDOOR ASSOCIATION

TWIRLER RECAP




Host **PARKLAND HS**

Date: **4/2/2011**

Chapter: **2**

		UNIT																
		NORTHWESTERN MS	WINDBER MS	KUTZTOWN MS	SALISBURY MS		BOYERTOWN LEGIONETTES		SAUCON VALLEY		EAST PENN		KUTZTOWN		NORTHWESTERN	WINDBER		SALISBURY
code		SMT	SMT	SMT	SMT		INT		SNT		IAT		SAT		SOT	SOT		SWT
EQUIPMENT JUDGE	Vocabulary	57	59	57	61		58		54		54		60		61	78		84
	Excellence	99	104	102	105		103		97		88		102		59	74		76
	TOTAL	15.6	16.3	15.9	16.6		16.1		15.1		14.2		16.2		12	15.2		16
MOVEMENT JUDGE	Vocabulary	52	60	58	64		56		47		52		55		67	76		87
	Excellence	88	101	97	99		97		81		86		88		63	72		83
	TOTAL	14	16.1	15.5	16.3		15.3		12.8		13.8		14.3		13	14.8		17
ENSEMBLE JUDGE	Composition	76	82	81	85		80		77		72		76		70	72		85
	Excellence	72	80	78	84		78		74		69		75		69	70		84
	TOTAL	14.8	16.2	15.9	16.9		15.8		15.1		14.1		15.1		13.9	14.2		16.9
GENERAL EFFECT JUDGE	Repertoire	68	78	80	85		83		78		75		77		71	77		84
	Performance	72	75	76	80		78		78		72		76		75	74		82
	TOTAL	14	15.3	15.6	16.5		16.1		15.6		14.7		15.3		14.6	15.1		16.6
GENERAL EFFECT JUDGE	Repertoire	74	82	80	84		78		75		71		76		70	73		87
	Performance	70	80	78	82		75		71		67		72		65	69		83
	TOTAL	14.4	16.2	15.8	16.6		15.3		14.6		13.8		14.8		13.5	14.2		17
CHIEF JUDGE	SUB- TOTAL	72.8	80.1	78.7	82.9		78.6		73.2		70.6		75.7		67.0	73.5		83.5
JUDGE	LESS PENALTIES	0.0	0.0	0.0	0.0		0.0		0.0		0.0		0.0		0.0	0.0		0.0
JUDGE	FINAL SCORE	72.8	80.1	78.7	82.9	0.0	78.6	0.0	73.2	0.0	70.6	0.0	75.7	0.0	67.0	73.5	0.0	83.5
	PLACEMENT	4	2	3	1		1		1		1		1		2	1		1



TOURNAMENT INDOOR ASSOCIATION

PERCUSSION ENSEMBLE RECAP

Host PARKLAND HS

Date 4/2/2011

Chapter 2

UNIT
code

				PARKLAND MS		EMMAUS	BRANDYWINE HEIGHTS		LAKE LEHMAN	SOUDERTON	QUAKERTOWN		PARKLAND				
				SMP		SNP	SNP		SIP	SIP	SIP		SAP				
VISUAL JUDGE	Composition			63		75	73		86	85	84		87				
	Performance Quality			62		73	72		85	83	83		85				
	TOTAL			12.5		14.8	14.5		17.1	16.8	16.7		17.2				
PERFORMANCE ANALYSIS JUDGE	Composition			72		85	77		86	83	84		85				
	SUB-TOTAL Multiply by 0.15			10.80		12.75	11.55		12.90	12.45	12.60		12.75				
	Performance Quality			69		82	74		84	80	81		82				
	SUB-TOTAL Multiply by 0.25			17.25		20.50	18.50		21.00	20.00	20.25		20.50				
	TOTAL			28.05		33.25	30.05		33.90	32.45	32.85		33.25				
GENERAL EFFECT JUDGE	Music Effect			71		81	80		87	86	83		86				
	SUB-TOTAL Multiply by 0.20			14.20		16.20	16.00		17.40	17.20	16.60		17.20				
	Overall Effect			70		79	83		87	85	81		87				
	SUB-TOTAL Multiply by 0.20			14.00		15.80	16.60		17.40	17.00	16.20		17.40				
	TOTAL			28.20		32.00	32.60		34.80	34.20	32.80		34.60				
CHIEF JUDGE	SUB - TOTAL			68.750		80.050	77.150		85.800	83.450	82.350		85.050				
JUDGE	LESS PENALTIES			0.0		0.0	0.0		0.0	0.0	0.0		0.0				
JUDGE	FINAL SCORE	0.000	0.000	68.750	0.000	80.050	77.150	0.000	85.800	83.450	82.350	0.000	85.050	0.000	0.000	0.000	0.000
	PLACEMENT			1		1	2		1	2	3		1				

