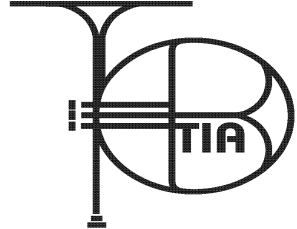


TOURNAMENT INDOOR ASSOCIATION

COLOR GUARD RECAP

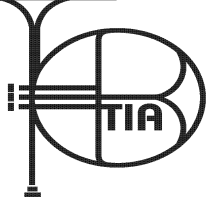


Host **WESTMONT**
 Date: **4/9/2011**
 Chapter: **11**

		UNIT	JOHNSTOWN	WINDBER		KEYSTONE REGIMENT	MT. UNION	FOREST HILLS	HUNTINGDON	ELK COUNTY CATHOLIC	BEDFORD		RUBICON		DUBOIS	WESTMONT HILLTOP		JOHNSTOWN	ST. MARYS	WINDBER
		code	SMG	SMG		ING	SNG	SNG	SNG	SNG	SNG		IIG		SIG	SIG		SAG	SAG	SAG
EQUIPMENT JUDGE	Vocabulary		64	60		54	55	50	56	66	60		62		61	59		66	58	62
	Excellence		108	106		97	98	92	99	101	102		107		106	101		108	108	107
	TOTAL		17.2	16.6		15.1	15.3	14.2	15.5	16.7	16.2		16.9		16.7	16		17.4	16.6	16.9
MOVEMENT JUDGE	Vocabulary		59	58		50	48	53	56	55	54		58		53	50		59	60	59
	Excellence		108	103		92	84	88	99	98	90		99		89	80		97	100	99
	TOTAL		16.7	16.1		14.2	13.2	14.1	15.5	15.3	14.4		15.7		14.2	13		15.6	16	15.8
ENSEMBLE JUDGE	Composition		84	81		73	72	68	77	79	75		80		78	73		80	87	84
	Excellence		81	79		67	66	65	73	76	71		76		74	69		77	85	81
	TOTAL		16.5	16		14	13.8	13.3	15	15.5	14.6		15.6		15.2	14.2		15.7	17.2	16.5
GENERAL EFFECT JUDGE	Repertoire		90	87		69	70	68	71	72	73		89		84	76		86	88	89
	Performance		89	86		66	67	65	69	70	72		88		83	74		85	87	88
	TOTAL		17.9	17.3		13.5	13.7	13.3	14	14.2	14.5		17.7		16.7	15		17.1	17.5	17.7
GENERAL EFFECT JUDGE	Repertoire		88	83		69	71	68	76	77	75		86		80	77		83	82	83
	Performance		86	80		64	67	64	73	73	72		85		79	76		81	81	82
	TOTAL		17.4	16.3		13.3	13.8	13.2	14.9	15	14.7		17.1		15.9	15.3		16.4	16.3	16.5
CHIEF JUDGE	SUB- TOTAL		85.7	82.3		70.1	69.8	68.1	74.9	76.7	74.4		83.0		78.7	73.5		82.2	83.6	83.4
JUDGE	LESS PENALTIES		0.0	0.0		0.0	0.0	0.0	0.0	0.0	0.0		0.0		0.0	0.0		0.0	0.0	0.0
JUDGE	FINAL SCORE		85.7	82.3	0.0	70.1	69.8	68.1	74.9	76.7	74.4	0.0	83.0	0.0	78.7	73.5	0.0	82.2	83.6	83.4
	PLACEMENT		1	2		1	4	5	2	1	3		1		1	2		3	1	2

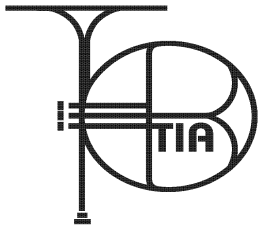
TOURNAMENT INDOOR ASSOCIATION

TWIRLER RECAP



Host **WESTMONT HS**
 Date: **4/9/2011**
 Chapter: **11**

		UNIT				WOLF'S CADET		FOREST HILLS		WINDBER		KIDNETIX TNT JR		FOREST HILLS		WINDBER		WOLF'S NOVICE		KIDNETIX TNT		FOREST HILLS		MT. UNION		WOLF'S TWIRLERS		TYRONE		WINDBER	
		code				ICT		SET		SET		IJT		SMT		SMT		INT		INT		SNT		SNT		IAT		SAT		SOT	
EQUIPMENT JUDGE	Vocabulary	EXCELLENT	EXCELLENT	SUPERIOR	48		58	62		58	64		59	57		62	63		80												
	Excellence				87		104	106		103	105		100	99		104	106		74												
	TOTAL				13.5		16.2	16.8		16.1	16.9		15.9	15.6		16.6	16.9		15.4												
MOVEMENT JUDGE	Vocabulary				52		53	60		58	59		56	54		57	56		78												
	Excellence				90		94	106		105	110		97	96		93	95		74												
	TOTAL				14.2		14.7	16.6		16.3	16.9		15.3	15		15	15.1		15.2												
ENSEMBLE JUDGE	Composition				68		74	85		77	84		75	71		83	81		75												
	Excellence				65		71	83		75	81		72	65		78	78		71												
	TOTAL				13.3		14.5	16.8		15.2	16.5		14.7	13.6		16.1	15.9		14.6												
GENERAL EFFECT JUDGE	Repertoire				66		76	82		83	87		75	73		88	87		76												
	Performance	63		75	79		80	85		73	70		87	85		74															
	TOTAL	12.9		15.1	16.1		16.3	17.2		14.8	14.3		17.5	17.2		15															
GENERAL EFFECT JUDGE	Repertoire	70		73	82		81	85		76	74		86	83		71															
	Performance	65		71	81		79	83		74	71		84	80		67															
	TOTAL	13.5		14.4	16.3		16	16.8		15	14.5		17	16.3		13.8															
CHIEF JUDGE	SUB- TOTAL				67.4	0.0	74.9	82.6	0.0	79.9	84.3	0.0	75.7	73.0	0.0	82.2	81.4	0.0	74.0												
JUDGE	LESS PENALTIES				0.0		0.0	0.0		0.0	0.0		0.1	0.0		0.1	0.0		0.0												
JUDGE	FINAL SCORE	0.0	0.0	0.0	67.4	0.0	74.9	82.6	0.0	79.9	84.3	0.0	75.6	73.0	0.0	82.1	81.4	0.0	74.0												
	PLACEMENT				1		2	1		2	1		1	2		1	1		1												



TOURNAMENT INDOOR ASSOCIATION

PERCUSSION ENSEMBLE RECAP

Host WESTMONT HILLTOP

Date 4/9/2011

Chapter 11

		ELK COUNTY CATHOLIC	MOUNT UNION	JUNIATA VALLEY	JOHNSTOWN	WESTMONT HILLTOP		DUBOIS	ST. MARYS	HUNTINGDON							
		UNIT															
		code	SNP	SNP	SNP	SNP		SIP	SIP	SIP							
VISUAL JUDGE	Composition		78	87	77	90		85	82	89	79						
	Performance Quality		76	83	74	86		80	78	84	73						
	TOTAL		15.40	17	15.1	17.6		16.5	16	17.3	15.2						
PERFORMANCE ANALYSIS JUDGE	Composition		82	84	81	88		80	82	85	78						
	SUB-TOTAL Multiply by 0.15		12.30	12.60	12.15	13.20		12.00	12.30	12.75	11.70						
	Performance Quality		80	81	79	87		78	80	83	75						
	SUB-TOTAL Multiply by 0.25		20.00	20.25	19.75	21.75		19.50	20.00	20.75	18.75						
	TOTAL		32.30	32.85	31.90	34.95		31.50	32.30	33.50	30.45						
GENERAL EFFECT JUDGE	Music Effect		81	79	76	87		77	83	85	78						
	SUB-TOTAL Multiply by 0.20		16.20	15.80	15.20	17.40		15.40	16.60	17.00	15.60						
	Overall Effect		84	80	77	89		75	84	87	78						
	SUB-TOTAL Multiply by 0.20		16.80	16.00	15.40	17.80		15.00	16.80	17.40	15.60						
	TOTAL		33.00	31.80	30.60	35.20		30.40	33.40	34.40	31.20						
CHIEF JUDGE	SUB - TOTAL	80.700	81.650	77.600	87.750	78.400		81.700	85.200	76.850							
JUDGE	LESS PENALTIES	0.0	1.6	3.1	0.0	0.0		0.0	0.0	0.0							
JUDGE	FINAL SCORE	80.700	80.050	74.500	87.750	78.400	0.000	81.700	85.200	76.850	0.000	0.000	0.000	0.000	0.000	0.000	0.000
	PLACEMENT	2	3	5	1	4		2	1	3							

