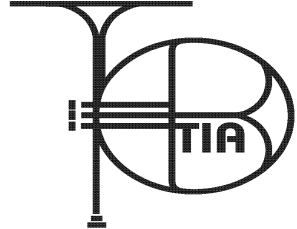


TOURNAMENT INDOOR ASSOCIATION

COLOR GUARD RECAP




Host **CHAMPIONSHIPS**
 Date: **4/16/2011**
 Chapter: **11**

		UNIT	WINDBER	JOHNSTOWN		FOREST HILLS	MOUNT UNION	BEDFORD	HUNTINGDON	ELK COUNTY CATHOLIC	KEYSTONE REGIMENT		WESTMONT HILLTOP	TYRONE	DUBOIS	RUBICON		ST. MARYS	JOHNSTOWN	WINDBER
		code	SMG	SMG		SNG	SNG	SNG	SNG	SNG	ING		SIG	SIG	SIG	IIG		SAG	SAG	SAG
EQUIPMENT JUDGE	Vocabulary		51	54		49	48	52	50	52	51		58	57	62	60		65	66	63
	Excellence		99	97		92	92	96	97	100	96		101	100	106	106		110	105	109
	TOTAL		15	15.1		14.1	14	14.8	14.7	15.2	14.7		15.9	15.7	16.8	16.6		17.5	17.1	17.2
MOVEMENT JUDGE	Vocabulary		59	61		51	46	55	57	56	53		54	52	56	55		61	59	60
	Excellence		105	110		87	85	92	97	99	90		86	83	100	103		107	99	103
	TOTAL		16.4	17.1		13.8	13.1	14.7	15.4	15.5	14.3		14	13.5	15.6	15.8		16.8	15.8	16.3
ENSEMBLE JUDGE	Composition		81	84		69	73	75	77	80	72		75	71	81	83		86	82	84
	Excellence		80	83		65	68	73	74	77	68		72	69	80	81		83	78	82
	TOTAL		16.1	16.7		13.4	14.1	14.8	15.1	15.7	14		14.7	14	16.1	16.4		16.9	16	16.6
GENERAL EFFECT JUDGE	Repertoire		84	88		67	74	76	72	79	70		76	75	82	85		86	84	88
	Performance		82	86		63	70	73	69	75	68		74	73	79	83		84	82	85
	TOTAL		16.6	17.4		13	14.4	14.9	14.1	15.4	13.8		15	14.8	16.1	16.8		17	16.6	17.3
GENERAL EFFECT JUDGE	Repertoire		80	84		70	74	76	77	83	71		73	75	79	81		84	80	85
	Performance		76	81		65	68	74	72	80	67		70	71	73	79		82	74	84
	TOTAL		15.6	16.5		13.5	14.2	15	14.9	16.3	13.8		14.3	14.6	15.2	16		16.6	15.4	16.9
CHIEF JUDGE	SUB- TOTAL		79.7	82.8		67.8	69.8	74.2	74.2	78.1	70.6		73.9	72.6	79.8	81.6		84.8	80.9	84.3
JUDGE	LESS PENALTIES		0.0	0.6		0.0	0.0	0.0	0.0	0.0	0.0		0.0	0.0	0.0	0.0		0.0	0.0	0.0
JUDGE	FINAL SCORE		79.7	82.2	0.0	67.8	69.8	74.2	74.2	78.1	70.6	0.0	73.9	72.6	79.8	81.6	0.0	84.8	80.9	84.3
	PLACEMENT		2	1		5	4	2	2	1	1		2	3	1	1		1	3	2

TOURNAMENT INDOOR ASSOCIATION

TWIRLER RECAP



Host **CHAMPIONSHIPS**

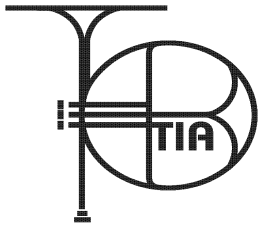
Date: **4/16/2011**

Chapter: **11**

UNIT

code

		WOLF'S CADET		KIDNETIX TNT JR		FOREST HILLS		WINDBER		WOLF'S TWIRLERS		KIDNETIX TNT		MOUNT UNION		FOREST HILLS		WOLF'S TWIRLERS		TYRONE		WINDBER
		ICT		IJT		SMT		SMT		INT		INT		SNT		SNT		IAT		SAT		SOT
EQUIPMENT JUDGE	Vocabulary			46		54		57		62		64		55		63		64		64		84
	Excellence			85		98		100		104		108		98		101		107		106		82
	TOTAL			13.1		15.2		15.7		16.6		17.2		15.3		16.4		17.1		17		16.6
MOVEMENT JUDGE	Vocabulary			53		55		62		57		60		58		56		60		58		82
	Excellence			93		97		109		104		107		95		100		100		104		77
	TOTAL			14.6		15.2		17.1		16.1		16.7		15.3		15.6		16		16.2		15.9
ENSEMBLE JUDGE	Composition			71		75		81		77		85		72		75		84		82		78
	Excellence			69		70		77		76		84		67		74		82		79		74
	TOTAL			14		14.5		15.8		15.3		16.9		13.9		14.9		16.6		16.1		15.2
GENERAL EFFECT JUDGE	Repertoire			68		74		83		82		84		72		75		85		83		75
	Performance			62		70		81		80		82		70		73		83		81		73
	TOTAL			13		14.4		16.4		16.2		16.6		14.2		14.8		16.8		16.4		14.8
GENERAL EFFECT JUDGE	Repertoire			75		78		83		84		88		74		77		87		85		78
	Performance			73		74		80		80		87		70		74		86		81		73
	TOTAL			14.8		15.2		16.3		16.4		17.5		14.4		15.1		17.3		16.6		15.1
CHIEF JUDGE	SUB- TOTAL			69.5		74.5		81.3		80.6		84.9		73.1		76.8		83.8		82.3		77.6
JUDGE	LESS PENALTIES			0.0		0.0		0.0		0.0		0.0		0.0		0.0		0.0		0.0		0.0
JUDGE	FINAL SCORE	0.0	0.0	69.5	0.0	74.5	0.0	81.3	0.0	80.6	0.0	84.9	0.0	73.1	0.0	76.8	0.0	83.8	0.0	82.3	0.0	77.6
	PLACEMENT			1		2		1		2		1		2		1		1		1		1



TOURNAMENT INDOOR ASSOCIATION

PERCUSSION ENSEMBLE RECAP

Host CHAMPIONSHIPS

Date 4/16/2011

Chapter 11

UNIT
code

		WESTMONT HILLTOP	JUNIATA VALLEY	ELK COUNTY CATHOLIC	MOUNT UNION	JOHNSTOWN		HUNTINGDON	DUBOIS	ST. MARYS							
		SNP	SNP	SNP	SNP	SNP		SIP	SIP	SIP							
VISUAL JUDGE	Composition	85	81	82	86	87		81	84	87							
	Performance Quality	82	79	83	84	86		78	82	86							
	TOTAL	16.70	16	16.5	17	17.3		15.9	16.6	17.3							
PERFORMANCE ANALYSIS JUDGE	Composition	82	85	84	83	89		81	83	88							
	SUB-TOTAL Multiply by 0.15	12.30	12.75	12.60	12.45	13.35		12.15	12.45	13.20							
	Performance Quality	80	82	81	81	86		78	81	87							
	SUB-TOTAL Multiply by 0.25	20.00	20.50	20.25	20.25	21.50		19.50	20.25	21.75							
	TOTAL	32.30	33.25	32.85	32.70	34.85		31.65	32.70	34.95							
GENERAL EFFECT JUDGE	Music Effect	77	74	82	81	90		79	84	87							
	SUB-TOTAL Multiply by 0.20	15.40	14.80	16.40	16.20	18.00		15.80	16.80	17.40							
	Overall Effect	76	77	86	83	88		78	86	88							
	SUB-TOTAL Multiply by 0.20	15.20	15.40	17.20	16.60	17.60		15.60	17.20	17.60							
	TOTAL	30.60	30.20	33.60	32.80	35.60		31.40	34.00	35.00							
CHIEF JUDGE	SUB - TOTAL	79.600	79.450	82.950	82.500	87.750		78.950	83.300	87.250							
JUDGE	LESS PENALTIES	0.0	0.1	0.0	0.0	0.0		0.0	0.0	0.0							
JUDGE	FINAL SCORE	79.600	79.350	82.950	82.500	87.750	0.000	78.950	83.300	87.250	0.000	0.000	0.000	0.000	0.000	0.000	0.000
	PLACEMENT	4	5	2	3	1		3	2	1							

