


TOURNAMENT INDOOR ASSOCIATION

COLOR GUARD RECAP



Host SOUDERTON

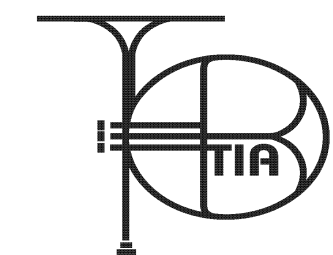
Date: 2/25/2012

Chapter: 2

		UNIT	STARCROSS KIDETTES	NAZARETH	QUAKERTOWN	READING	BLUE MOUNTAIN	SOUDERTON	STARCROSS									
		code	ICG	SNG	SNG	SNG	SNG	SNG	ING									
EQUIPMENT Judge	Vocabulary		GOOD	50	46	48	43	45	43									
	Excellence			83	80	81	79	80	81									
	TOTAL			13.3	12.6	12.9	12.2	12.5	12.4									
MOVEMENT Judge	Vocabulary			46	48	52	56	58	46									
	Excellence			80	75	81	86	89	70									
	TOTAL			12.6	12.3	13.3	14.2	14.7	11.6									
ENSEMBLE Judge	Composition			72	63	67	62	66	59									
	Excellence			69	60	62	59	64	57									
	TOTAL			14.1	12.3	12.9	12.1	13.0	11.6									
GENERAL EFFECT Judge	Repertoire			75	66	67	58	72	71									
	Performance			70	62	63	54	69	68									
	TOTAL			14.5	12.8	13.0	11.2	14.1	13.9									
GENERAL EFFECT Judge	Repertoire			73	63	67	62	72	63									
	Performance			70	62	65	61	69	62									
	TOTAL			14.3	12.5	13.2	12.3	14.1	12.5									
Chief Judge	SUB- TOTAL					68.8	62.5	65.3	62.0	68.4	62.0							
Show Coordinator	LESS PENALTIES					0.0	0.0	0.0	0.0	0.0	0.0							
Tabulator	FINAL SCORE	0.0		0.0	0.0	68.8	62.5	65.3	62.0	68.4	0.0	62.0	0.0	0.0	0.0	0.0	0.0	0.0
	PLACEMENT		1		1	4	3	5	2		1							

TOURNAMENT INDOOR ASSOCIATION

COLOR GUARD RECAP



Host SOUDERTON

Date: 2/25/2012

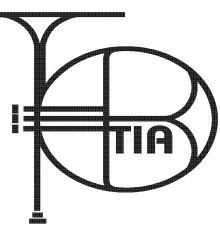
Chapter: 2

UNIT

			SPRING-FORD	CONRAD WEISER		CLASSICS	Q- PERFORMANCE		HATBORO HORSHAM		THE GUARD						
		code	SIG	SIG		IAG	IAG		SAG		ISG						
EQUIPMENT Judge	Vocabulary		50	48		55	52		49		46						
	Excellence		84	79		92	89		87		81						
	TOTAL		13.4	12.7		14.7	14.1		13.6		12.7						
MOVEMENT Judge	Vocabulary		51	55		56	51		51		50						
	Excellence		80	84		91	86		80		73						
	TOTAL		13.1	13.9		14.7	13.7		13.1		12.3						
ENSEMBLE Judge	Composition		66	59		79	81		67		63						
	Excellence		62	55		77	76		65		59						
	TOTAL		12.8	11.4		15.6	15.7		13.2		12.2						
GENERAL EFFECT Judge	Repertoire		67	62		80	82		72		67						
	Performance		64	58		77	81		68		63						
	TOTAL		13.1	12.0		15.7	16.3		14.0		13.0						
GENERAL EFFECT Judge	Repertoire		65	59		82	84		70		64						
	Performance		63	57		80	79		68		61						
	TOTAL		12.8	11.6		16.2	16.3		13.8		12.5						
Chief Judge	SUB- TOTAL		65.2	61.6		76.9	76.1		67.7		62.7						
Show Coordinator	LESS PENALTIES		0.0	0.0		0.0	0.0		0.0		0.0						
Tabulator	FINAL SCORE	0.0	65.2	61.6	0.0	76.9	76.1	0.0	67.7	0.0	62.7	0.0	0.0	0.0	0.0	0.0	0.0
	PLACEMENT		1	2		1	2		1		1						

TOURNAMENT INDOOR ASSOCIATION

TWIRLER RECAP



Host SOUDERTON

Date: 2/25/2012

Chapter: 2


UNIT

code

			KUTZTOWN MS	SALISBURY MS			EAST PENN	ELITE TWIRLERS		KUTZTOWN HS		SALISBURY HS					
			SMT	SMT			IAT	IAT		SAT		SWT					
EQUIPMENT Judge	Vocabulary		49	52			42	45		44		58					
	Excellence		86	89			68	66		70		54					
	TOTAL		13.5	14.1			11.0	11.1		11.4		11.2					
MOVEMENT Judge	Vocabulary		47	40			30	39		42		58					
	Excellence		85	77			65	61		72		53					
	TOTAL		13.2	11.7			9.5	10.0		11.4		11.1					
ENSEMBLE Judge	Composition		63	59			60	70		66		68					
	Excellence		59	55			58	66		63		65					
	TOTAL		12.2	11.4			11.8	13.6		12.9		13.3					
GENERAL EFFECT Judge	Repertoire		70	73			56	66		62		72					
	Performance		68	68			52	61		58		68					
	TOTAL		13.8	14.1			10.8	12.7		12.0		14.0					
GENERAL EFFECT Judge	Repertoire		69	70			64	70		65		71					
	Performance		65	67			62	66		63		70					
	TOTAL		13.4	13.7			12.6	13.6		12.8		14.1					
Chief Judge	SUB- TOTAL		66.1	65.0			55.7	61.0		60.5		63.7					
Show Coordinator	LESS PENALTIES		0.0	0.0			0.0	0.0		0.0		0.0					
Tabulator	FINAL SCORE	0.0	66.1	65.0	0.0	0.0	55.7	61.0	0.0	60.5	0.0	63.7	0.0	0.0	0.0	0.0	0.0
	PLACEMENT		1	2			2	1		1		1					

TOURNAMENT INDOOR ASSOCIATION

DANCE RECAP




Host: SOUDERTON

Date: 2/25/2012

Chapter: 2

		UNIT																
		code	RHYTHM IN MOTION JR	NAZARETH	KUTZTOWN	ST. MARKS		RHYTHM IN MOTION		RHYTHM IN MOTION	PA PERFORMING ARTS		NORTHAMPTON					
			IJD	SND	SND	SND		IAD		IOD	IOD		SOD					
MOVEMENT Judge	Vocabulary		51	43	36	47		48		68	65		70					
	Excellence		80	80	68	83		74		64	59		65					
	SUB TOTAL		13.1	12.3	10.4	13		12.2		13.2	12.4		13.5					
	Multiply by 2 TOTAL		26.2	24.6	20.8	26.0		24.4		26.4	24.8		27.0					
ENSEMBLE Judge	Composition		74	72	69	74		70		74	69		64					
	Excellence		71	71	64	70		68		72	65		60					
	TOTAL		14.5	14.3	13.3	14.4		13.8		14.6	13.4		12.4					
GENERAL EFFECT Judge	Repertoire		76	72	69	71		67		66	64		65					
	Performance		75	69	64	67		65		67	62		64					
	TOTAL		15.1	14.1	13.3	13.8		13.2		13.3	12.6		12.9					
GENERAL EFFECT Judge	Repertoire		77	73	69	66		73		68	63		64					
	Performance		75	70	66	63		71		66	62		63					
	TOTAL		15.2	14.3	13.5	12.9		14.4		13.4	12.5		12.7					
Chief Judge	SUB TOTAL		71.0	67.3	60.9	67.1		65.8		67.7	63.3		65.0					
Show Coordinator	LESS PENALTIES		0.0	0.0	0.0	0.0		0.0		0.0	0.0		0.0					
Tabulator	FINAL SCORE	0.0	71.0	0.0	67.3	60.9	67.1	0.0	65.8	0.0	67.7	63.3	0.0	65.0	0.0	0.0	0.0	0.0
	PLACEMENT		1		1	3	2		1		1	2		1				



TOURNAMENT INDOOR ASSOCIATION

PERCUSSION ENSEMBLE RECAP

Host <u>SOUDERTON</u>		UNIT	code	STARCROSS KIDET PERC	PERKIOMEN VALLEY	SOUDERTON	HATBORO HORSHAM	STARCROSS PERC.	DANIEL BOONE												
Date <u>2/25/2012</u>										ICP	SIP	SIP	SAP	IAP	SOP						
Chapter <u>2</u>																					
VISUAL Judge	Composition				72	84		72	61	66											
	Performance Quality				68	82		69	56	62											
	TOTAL				14.00	16.60		14.10	11.70	12.80											
PERFORMANCE ANALYSIS Judge	Composition		EXCELLENT		81	83		84	76	72											
	SUB-TOTAL Multiply by 0.15				12.15	12.45		12.60	11.40	10.80											
	Performance Quality				77	78		80	70	67											
	SUB-TOTAL Multiply by 0.25				19.25	19.50		20.00	17.50	16.75											
	TOTAL				31.40	31.95		32.60	28.90	27.55											
GENERAL EFFECT Judge	Music Effect				81	85		78	72	65											
	SUB-TOTAL Multiply by 0.20				16.20	17.00		15.60	14.40	13.00											
	Overall Effect				82	87		77	64	64											
	SUB-TOTAL Multiply by 0.20				16.40	17.40		15.40	12.80	12.80											
	TOTAL				32.60	34.40		31.00	27.20	25.80											
Chief Judge	SUB - TOTAL				78.000	82.950		77.700	67.800	66.150											
Show Coordinator	LESS PENALTIES				0.0	0.0		0.0	0.0	0.0											
Tabulator	FINAL SCORE	0.000	0.000	0.000	78.000	82.950	0.000	77.700	0.000	67.800	0.000	66.150	0.000	0.000	0.000	0.000	0.000				
	PLACEMENT		1		2	1		1		1		1									