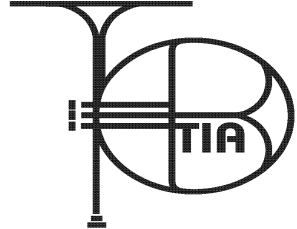


TOURNAMENT INDOOR ASSOCIATION

COLOR GUARD RECAP



Host TYRONE HS
 Date: 3/10/2012
 Chapter: 11

		UNIT	JOHNSTOWN	CENTRAL MOUNTAIN	WINDBER		BELLEFONTE	ELK COUNTY CATHOLIC	HUNTINGDON	FOREST HILLS	BEDFORD	MIFFLIN COUNTY		WESTMONT HILLTOP	WINDBER	CENTRAL MOUNTAIN	TYRONE		JOHNSTOWN	ST. MARYS
		code	SMG	SMG	SMG		SNG	SNG	SNG	SNG	SNG	SNG		SIG	SIG	SIG	SIG		SAG	SAG
EQUIPMENT Judge	Vocabulary		57	51	53		47	51	46	44	50	45		50	53	47	45		55	57
	Excellence		95	85	89		83	91	80	79	93	77		87	82	79	71		79	84
	TOTAL		15.2	13.6	14.2		13.0	14.2	12.6	12.3	14.3	12.2		13.7	13.5	12.6	11.6		13.4	14.1
MOVEMENT Judge	Vocabulary		58	45	52		44	53	43	42	46	40		49	45	44	43		52	51
	Excellence		100	82	93		84	98	83	81	87	77		77	76	73	71		80	87
	TOTAL		15.8	12.7	14.5		12.8	15.1	12.6	12.3	13.3	11.7		12.6	12.1	11.7	11.4		13.2	13.8
ENSEMBLE Judge	Composition		71	69	73		65	70	64	60	73	68		67	71	65	58		72	75
	Excellence		67	65	69		61	66	59	57	69	62		62	68	61	53		69	73
	TOTAL		13.8	13.4	14.2		12.6	13.6	12.3	11.7	14.2	13.0		12.9	13.9	12.6	11.1		14.1	14.8
GENERAL EFFECT Judge	Repertoire		77	63	71		63	74	61	57	71	61		63	68	62	57		67	70
	Performance		74	61	65		61	72	58	53	70	58		61	64	58	55		58	67
	TOTAL		15.1	12.4	13.6		12.4	14.6	11.9	11.0	14.1	11.9		12.4	13.2	12.0	11.2		12.5	13.7
GENERAL EFFECT Judge	Repertoire		76	63	70		64	73	63	59	69	62		64	70	62	60		65	71
	Performance		72	60	64		59	70	56	52	68	58		61	66	59	56		62	68
	TOTAL		14.8	12.3	13.4		12.3	14.3	11.9	11.1	13.7	12.0		12.5	13.6	12.1	11.6		12.7	13.9
Chief Judge	SUB- TOTAL	74.7	64.4	69.9		63.1	71.8	61.3	58.4	69.6	60.8		64.1	66.3	61.0	56.9		65.9	70.3	
Show Coordinator	LESS PENALTIES	0.0	0.0	0.0		1.0	0.0	0.0	0.0	0.0	0.0		0.1	0.0	0.0	0.0		0.0	0.0	
Tabulator	FINAL SCORE	74.7	64.4	69.9	0.0	62.1	71.8	61.3	58.4	69.6	60.8	0.0	64.0	66.3	61.0	56.9	0.0	65.9	70.3	
	PLACEMENT	1	3	2		3	1	4	6	2	5		2	1	3	4		2	1	

TOURNAMENT INDOOR ASSOCIATION

TWIRLER RECAP

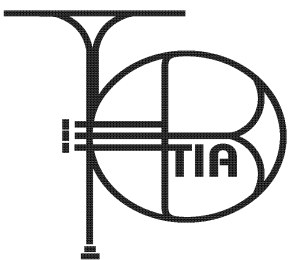
Host TYRONE HS
 Date: 3/10/2012
 Chapter: 11

UNIT
code

		FOREST HILLS RANGERETTES	WOLF'S CADET TWIRLERS	BELLEFONTE	CENTRAL MOUNTAIN	FOREST HILLS	WINDBER	GLENDALE	MIFFLIN COUNTY	FOREST HILLS	CDS SILHOUETTES	WOLF'S NOVICE TWIRLERS	BELLEFONTE	BALD EAGLE	TYRONE	KIDNETIX TNT	WOLF'S TWIRLERS	CENTRAL MOUNTAIN	WINDBER		
		ICT	ICT	SMT	SMT	SMT	SMT	SNT	SNT	SNT	SNT	INT	SAT	SAT	SAT	IAT	IAT	SOT	SOT		
EQUIPMENT Judge	Vocabulary	EXCELLENT	EXCELLENT	53	51	47	52	45	49	52	58	46	57	54	51	49	50	63	59		
	Excellence			92	89	85	90	77	85	88	97	78	93	88	87	72	75	60	56		
	TOTAL			14.5	14.0	13.2	14.2	12.2	13.4	14.0	15.5	12.4	15.0	14.2	13.8	12.1	12.5	12.3	11.5		
MOVEMENT Judge	Vocabulary			46	47	44	48	46	43	45	53	44	52	55	53	51	57	64	65		
	Excellence			81	83	80	88	79	78	81	91	80	82	84	83	81	90	58	60		
	TOTAL			12.7	13.0	12.4	13.6	12.5	12.1	12.6	14.4	12.4	13.4	13.9	13.6	13.2	14.7	12.2	12.5		
ENSEMBLE Judge	Composition			72	64	67	75	65	62	64	67	66	88	77	69	72	75	57	66		
	Excellence			68	62	62	72	61	61	60	64	63	86	73	66	69	70	52	62		
	TOTAL			14.0	12.6	12.9	14.7	12.6	12.3	12.4	13.1	12.9	17.4	15.0	13.5	14.1	14.5	10.9	12.8		
GENERAL EFFECT Judge	Repertoire			64	65	62	79	68	66	67	78	65	87	83	71	75	65	61	65		
	Performance			62	59	60	76	64	61	63	75	64	85	80	69	70	62	56	58		
	TOTAL			12.6	12.4	12.2	15.5	13.2	12.7	13.0	15.3	12.9	17.2	16.3	14.0	14.5	12.7	11.7	12.3		
GENERAL EFFECT Judge	Repertoire			70	67	64	75	62	65	66	76	74	87	85	72	76	73	60	63		
	Performance			67	62	61	71	58	62	60	73	70	86	83	67	70	71	56	59		
	TOTAL			13.7	12.9	12.5	14.6	12.0	12.7	12.6	14.9	14.4	17.3	16.8	13.9	14.6	14.4	11.6	12.2		
Chief Judge	SUB- TOTAL					67.5	64.9	63.2	72.6	62.5	63.2	64.6	73.2	65.0	80.3	76.2	68.8	68.5	68.8	58.7	61.3
Show Coordinator	LESS PENALTIES					0.0	0.0	0.0	0.0	0.0	0.0	0.0	0.0	0.0	0.0	0.0	0.0	0.0	0.0	0.0	0.0
Tabulator	FINAL SCORE			0.0	0.0	67.5	64.9	63.2	72.6	62.5	63.2	64.6	73.2	65.0	80.3	76.2	68.8	68.5	68.8	58.7	61.3
	PLACEMENT					2	3	4	1	4	3	2	1	1	1	2	3	2	1	2	1

TOURNAMENT INDOOR ASSOCIATION

DANCE RECAP

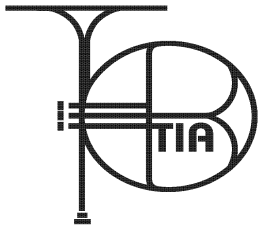


Host: TYRONE HS

Date: 3/10/2012

Chapter: 11

		UNIT																	
		code	FUSION XI	WOLF'S PERFORMING ARTS	BELLEFONTE	CENTRAL MOUNTAIN		TYRONE		FUSION XI	ST. MARYS								
			IJD	IND	SND	SND		SAD		IOD	SOD								
MOVEMENT Judge	Vocabulary		56	53	46	58		49		66	65								
	Excellence		95	89	85	96		75		63	62								
	SUB TOTAL		15.1	14.2	13.1	15.4		12.4		12.9	12.7								
	Multiply by 2 TOTAL		30.2	28.4	26.2	30.8		24.8		25.8	25.4								
ENSEMBLE Judge	Composition		78	73	75	79		62		92	74								
	Excellence		74	71	74	77		58		91	69								
	TOTAL		15.2	14.4	14.9	15.6		12.0		18.3	14.3								
GENERAL EFFECT Judge	Repertoire		80	74	66	78		66		94	74								
	Performance		78	70	62	77		59		97	70								
	TOTAL		15.8	14.4	12.8	15.5		12.5		19.1	14.4								
GENERAL EFFECT Judge	Repertoire		79	75	70	80		66		96	76								
	Performance		76	70	67	76		60		95	73								
	TOTAL		15.5	14.5	13.7	15.6		12.6		19.1	14.9								
Chief Judge	SUB TOTAL		76.7	71.7	67.6	77.5		61.9		82.3	69.0								
Show Coordinator	LESS PENALTIES		0.0	0.0	2.0	0.0		0.0		0.0	0.0								
Tabulator	FINAL SCORE		76.7	0.0	71.7	0.0	65.6	77.5	0.0	61.9	0.0	82.3	0.0	69.0	0.0	0.0	0.0	0.0	0.0
	PLACEMENT		1	1	2	1		1		1	1								



TOURNAMENT INDOOR ASSOCIATION

PERCUSSION ENSEMBLE RECAP

Host TYRONE HS

Date 3/10/2012

Chapter 11

UNIT
code

APPALACHIAN
THUNDER

WESTMONT
HILLTOP

BALD EAGLE

ELK COUNTY
CATHOLIC

MOUNT UNION

BELLEFONTE

HUNTINGDON

JOHNSTOWN

ST. MARYS

		APPALACHIAN THUNDER	WESTMONT HILLTOP	BALD EAGLE	ELK COUNTY CATHOLIC	MOUNT UNION		BELLEFONTE	HUNTINGDON	JOHNSTOWN	ST. MARYS						
		INP	SNP	SNP	SNP	SNP		SIP	SIP	SIP	SIP						
VISUAL Judge	Composition	62	74	75	70	67		71	74	69	76						
	Performance Quality	55	68	73	69	65		73	72	67	78						
	TOTAL	11.70	14.20	14.80	13.90	13.20		14.40	14.60	13.60	15.40						
PERFORMANCE ANALYSIS Judge	Composition	69	75	73	67	66		74	77	72	78						
	SUB-TOTAL Multiply by 0.15	10.35	11.25	10.95	10.05	9.90		11.10	11.55	10.80	11.70						
	Performance Quality	65	71	70	69	65		73	72	70	74						
	SUB-TOTAL Multiply by 0.25	16.25	17.75	17.50	17.25	16.25		18.25	18.00	17.50	18.50						
	TOTAL	26.60	29.00	28.45	27.30	26.15		29.35	29.55	28.30	30.20						
GENERAL EFFECT Judge	Music Effect	72	67	74	70	71		70	67	65	75						
	SUB-TOTAL Multiply by 0.20	14.40	13.40	14.80	14.00	14.20		14.00	13.40	13.00	15.00						
	Overall Effect	74	64	68	66	70		67	72	63	77						
	SUB-TOTAL Multiply by 0.20	14.80	12.80	13.60	13.20	14.00		13.40	14.40	12.60	15.40						
	TOTAL	29.20	26.20	28.40	27.20	28.20		27.40	27.80	25.60	30.40						
Chief Judge	SUB - TOTAL	67.500	69.400	71.650	68.400	67.550		71.150	71.950	67.500	76.000						
Show Coordinator	LESS PENALTIES	0.2	0.0	0.0	0.0	0.0		1.5	1.8	0.0	0.5						
Tabulator	FINAL SCORE	67.300	0.000	69.400	71.650	68.400	67.550	0.000	69.650	70.150	67.500	75.500	0.000	0.000	0.000	0.000	0.000
	PLACEMENT	1	2	1	3	4		3	2	4	1						

