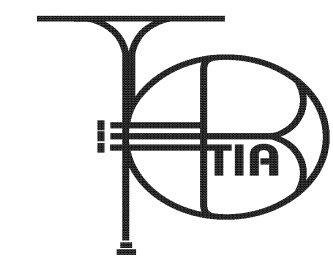


TOURNAMENT INDOOR ASSOCIATION

COLOR GUARD RECAP



Host HEMPFIELD

Date: 3/17/2012

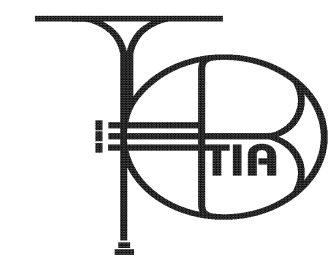
Chapter: 6

UNIT

			FREEDOM JR.		WEST PERRY MS	CUMBERLAND VALLEY MS	NORTHERN MS		ELITE STARS		PENN MANOR	CDS HS	WEST PERRY	LANCASTER CATHOLIC				
		code	IJG		SMG	SMG	SMG		ING		SNG	SNG	SNG	SNG				
EQUIPMENT Judge	Vocabulary		54		48	46	64		47		57	59	54	58				
	Excellence		99		85	83	111		82		101	104	98	99				
	TOTAL		15.3		13.3	12.9	17.5		12.9		15.8	16.3	15.2	15.7				
MOVEMENT Judge	Vocabulary		46		47	48	63		47		52	53	49	54				
	Excellence		85		79	85	109		88		90	92	85	90				
	TOTAL		13.1		12.6	13.3	17.2		13.5		14.2	14.5	13.4	14.4				
ENSEMBLE Judge	Composition		72		60	58	81		70		83	78	73	76				
	Excellence		68		56	53	79		68		80	75	71	72				
	TOTAL		14.0		11.6	11.1	16.0		13.8		16.3	15.3	14.4	14.8				
GENERAL EFFECT Judge	Repertoire		75		68	67	85		64		80	76	74	79				
	Performance		73		63	62	82		69		77	74	72	76				
	TOTAL		14.8		13.1	12.9	16.7		13.3		15.7	15.0	14.6	15.5				
GENERAL EFFECT Judge	Repertoire		68		62	64	78		57		82	75	69	76				
	Performance		63		59	62	74		55		81	73	68	72				
	TOTAL		13.1		12.1	12.6	15.2		11.2		16.3	14.8	13.7	14.8				
Chief Judge	SUB- TOTAL		70.3		62.7	62.8	82.6		64.7		78.3	75.9	71.3	75.2				
Show Coordinator	LESS PENALTIES		0.0		0.0	0.0	0.0		0.0		0.0	0.0	0.0	0.0				
Tabulator	FINAL SCORE	0.0	70.3	0.0	62.7	62.8	82.6	0.0	64.7	0.0	78.3	75.9	71.3	75.2	0.0	0.0	0.0	0.0
	PLACEMENT		1		3	2	1		1		1	2	4	3				


TOURNAMENT INDOOR ASSOCIATION

COLOR GUARD RECAP



Host HEMPFIELD
 Date: 3/17/2012
 Chapter: 6

		UNIT	WEST - SHOREMEN	PARKLAND	CUMBERLAND VALLEY	HEMPFIELD		BIGLERVILLE	MILTON HERSHEY	CAMP HILL		VILLA PIRATA		NORTHERN				
code			IIG	SIG	SIG	SIG		SAG	SAG	SAG		IAG		SOG				
EQUIPMENT Judge	Vocabulary		47	54	52	47		59	55	57		58		67				
	Excellence		74	90	86	75		102	96	100		101		64				
	TOTAL		12.1	14.4	13.8	12.2		16.1	15.1	15.7		15.9		13.1				
MOVEMENT Judge	Vocabulary		51	61	59	53		60	55	58		56		76				
	Excellence		80	95	93	83		90	81	93		86		70				
	TOTAL		13.1	15.6	15.2	13.6		15.0	13.6	15.1		14.2		14.6				
ENSEMBLE Judge	Composition		65	76	69	74		79	74	72		80		68				
	Excellence		62	74	64	71		77	70	70		76		67				
	TOTAL		12.7	15.0	13.3	14.5		15.6	14.4	14.2		15.6		13.5				
GENERAL EFFECT Judge	Repertoire		70	81	80	71		83	79	78		77		75				
	Performance		66	80	79	67		80	77	76		75		73				
	TOTAL		13.6	16.1	15.9	13.8		16.3	15.6	15.4		15.2		14.8				
GENERAL EFFECT Judge	Repertoire		65	76	72	74		76	79	72		74		73				
	Performance		62	73	69	70		75	73	71		72		70				
	TOTAL		12.7	14.9	14.1	14.4		15.1	15.2	14.3		14.6		14.3				
Chief Judge	SUB- TOTAL		64.2		76.0	72.3	68.5		78.1	73.9	74.7		75.5		70.3			
Show Coordinator	LESS PENALTIES		0.0		0.0	0.2	1.3		0.0	0.0	0.0		0.0		0.0			
Tabulator	FINAL SCORE	0.0	64.2	0.0	76.0	72.1	67.2	0.0	78.1	73.9	74.7	0.0	75.5	0.0	70.3	0.0	0.0	0.0
	PLACEMENT		1		1	2	3		1	3	2		1		1			



TOURNAMENT INDOOR ASSOCIATION

PERCUSSION ENSEMBLE RECAP

Host HEMPFIELD

Date 3/17/2012

Chapter 6

UNIT

code

LOWER
DAUPHIN MS

PHOENIX

BERMUDIAN
SPRINGS

CDS
HS

CUMBERLAND
VALLEY

HEMPFIELD

LOWER
DAUPHIN

SMP

IIP

SIP

SIP

SIP

SIP

SAP

VISUAL

Judge

Composition

67

76

77

93

85

75

74

Performance Quality

62

74

72

90

82

72

71

TOTAL

12.90

15.00

14.90

18.30

16.70

14.70

14.50

**PERFORMANCE
ANALYSIS**

Judge

Composition

80

81

79

92

83

82

79

SUB-TOTAL
Multiply by 0.15

12.00

12.15

11.85

13.80

12.45

12.30

11.85

Performance Quality

76

76

74

91

79

77

76

SUB-TOTAL
Multiply by 0.25

19.00

19.00

18.50

22.75

19.75

19.25

19.00

TOTAL

31.00

31.15

30.35

36.55

32.20

31.55

30.85

**GENERAL
EFFECT**

Judge

Music Effect

69

78

83

92

86

85

81

SUB-TOTAL
Multiply by 0.20

13.80

15.60

16.60

18.40

17.20

17.00

16.20

Overall Effect

67

75

78

91

82

81

76

SUB-TOTAL
Multiply by 0.20

13.40

15.00

15.60

18.20

16.40

16.20

15.20

TOTAL

27.20

30.60

32.20

36.60

33.60

33.20

31.40

Chief Judge

SUB - TOTAL

71.100

76.750

77.450

91.450

82.500

79.450

76.750

Show Coordinator

LESS PENALTIES

0.0

0.0

0.0

0.0

0.0

0.0

Tabulator

FINAL SCORE

0.000

71.100

0.000

76.750

0.000

77.450

91.450

82.500

79.450

0.000

76.750

0.000

0.000

0.000

0.000

0.000

0.000

PLACEMENT

1

1

4

1

2

3

1