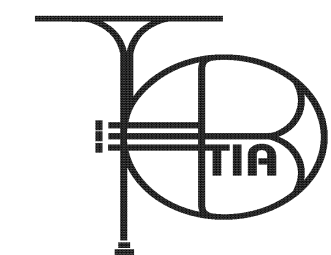


# TOURNAMENT INDOOR ASSOCIATION

## COLOR GUARD RECAP



Host WHITEHALL HS

Date: 3/24/2012

Chapter: 2

UNIT

code

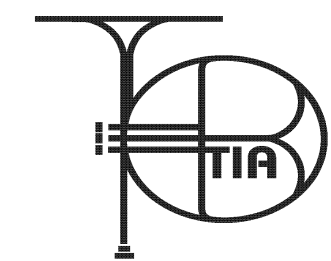
**STARCROSS  
KIDETS**

**EXCELLENT**

		ICG	ING	SNG	SNG	SNG	SNG	SNG	SNG	SNG	SNG	SNG						
<b>EQUIPMENT</b> Judge	Vocabulary		55	48	47	58	55	58	53	53	54							
	Excellence		97	91	90	103	95	101	94	95	95							
	<b>TOTAL</b>		<b>15.2</b>	<b>13.9</b>	<b>13.7</b>	<b>16.1</b>	<b>15.0</b>	<b>15.9</b>	<b>14.7</b>	<b>14.8</b>	<b>14.9</b>							
<b>MOVEMENT</b> Judge	Vocabulary		52	57	50	51	47	52	51	47	52							
	Excellence		92	87	82	83	79	94	89	82	84							
	<b>TOTAL</b>		<b>14.4</b>	<b>14.4</b>	<b>13.2</b>	<b>13.4</b>	<b>12.6</b>	<b>14.6</b>	<b>14.0</b>	<b>12.9</b>	<b>13.6</b>							
<b>ENSEMBLE</b> Judge	Composition		78	74	69	76	70	81	70	73	74							
	Excellence		75	69	66	74	66	77	64	71	72							
	<b>TOTAL</b>		<b>15.3</b>	<b>14.3</b>	<b>13.5</b>	<b>15.0</b>	<b>13.6</b>	<b>15.8</b>	<b>13.4</b>	<b>14.4</b>	<b>14.6</b>							
<b>GENERAL EFFECT</b> Judge	Repertoire		75	76	71	68	73	83	72	79	67							
	Performance		70	72	66	62	67	76	64	74	60							
	<b>TOTAL</b>		<b>14.5</b>	<b>14.8</b>	<b>13.7</b>	<b>13.0</b>	<b>14.0</b>	<b>15.9</b>	<b>13.6</b>	<b>15.3</b>	<b>12.7</b>							
<b>GENERAL EFFECT</b> Judge	Repertoire		78	75	71	72	69	81	67	70	65							
	Performance		73	72	67	70	63	77	61	69	60							
	<b>TOTAL</b>		<b>15.1</b>	<b>14.7</b>	<b>13.8</b>	<b>14.2</b>	<b>13.2</b>	<b>15.8</b>	<b>12.8</b>	<b>13.9</b>	<b>12.5</b>							
Chief Judge	<b>SUB- TOTAL</b>		<b>74.5</b>	<b>72.1</b>	<b>67.9</b>	<b>71.7</b>	<b>68.4</b>	<b>78.0</b>	<b>68.5</b>	<b>71.3</b>	<b>68.3</b>							
Show Coordinator	LESS PENALTIES		0.0	0.0	0.0	0.0	0.0	0.0	0.0	0.0	0.0							
Tabulator	<b>FINAL SCORE</b>	<b>0.0</b>	<b>0.0</b>	<b>74.5</b>	<b>0.0</b>	<b>72.1</b>	<b>67.9</b>	<b>71.7</b>	<b>68.4</b>	<b>78.0</b>	<b>68.5</b>	<b>71.3</b>	<b>68.3</b>	<b>0.0</b>	<b>0.0</b>	<b>0.0</b>	<b>0.0</b>	<b>0.0</b>
	<b>PLACEMENT</b>		<b>1</b>	<b>2</b>	<b>8</b>	<b>3</b>	<b>6</b>	<b>1</b>	<b>5</b>	<b>4</b>	<b>7</b>							

# TOURNAMENT INDOOR ASSOCIATION

## COLOR GUARD RECAP



Host WHITEHALL HS

Date: 3/24/2012

Chapter: 2

UNIT


code

		WESTSHOREMEN A			CARLISLE HS	PARKLAND HS		HANNA GUARD		MATAWAN HS		WESTSHOREMEN SR	THE GUARD					
		IIG		SIG	SIG	SIG		IAG		SAG		ISG	ISG					
<b>EQUIPMENT</b> Judge	Vocabulary	55		56	54	60		64		65		52	60					
	Excellence	95		98	94	96		108		112		75	102					
	<b>TOTAL</b>	<b>15.0</b>		<b>15.4</b>	<b>14.8</b>	<b>15.6</b>		<b>17.2</b>		<b>17.7</b>		<b>12.7</b>	<b>16.2</b>					
<b>MOVEMENT</b> Judge	Vocabulary	51		55	50	60		54		58		55	55					
	Excellence	76		86	82	84		98		100		93	96					
	<b>TOTAL</b>	<b>12.7</b>		<b>14.1</b>	<b>13.2</b>	<b>14.4</b>		<b>15.2</b>		<b>15.8</b>		<b>14.8</b>	<b>15.1</b>					
<b>ENSEMBLE</b> Judge	Composition	67		74	76	78		81		84		75	76					
	Excellence	64		72	71	74		78		82		71	73					
	<b>TOTAL</b>	<b>13.1</b>		<b>14.6</b>	<b>14.7</b>	<b>15.2</b>		<b>15.9</b>		<b>16.6</b>		<b>14.6</b>	<b>14.9</b>					
<b>GENERAL</b> <b>EFFECT</b> Judge	Repertoire	69		75	72	77		76		82		76	80					
	Performance	62		70	67	72		74		77		69	76					
	<b>TOTAL</b>	<b>13.1</b>		<b>14.5</b>	<b>13.9</b>	<b>14.9</b>		<b>15.0</b>		<b>15.9</b>		<b>14.5</b>	<b>15.6</b>					
<b>GENERAL</b> <b>EFFECT</b> Judge	Repertoire	72		76	70	80		75		84		73	74					
	Performance	68		74	65	77		73		80		69	71					
	<b>TOTAL</b>	<b>14.0</b>		<b>15.0</b>	<b>13.5</b>	<b>15.7</b>		<b>14.8</b>		<b>16.4</b>		<b>14.2</b>	<b>14.5</b>					
Chief Judge	<b>SUB- TOTAL</b>	<b>67.9</b>		<b>73.6</b>	<b>70.1</b>	<b>75.8</b>		<b>78.1</b>		<b>82.4</b>		<b>70.8</b>	<b>76.3</b>					
Show Coordinator	LESS PENALTIES	0.0		0.0	0.0	0.0		0.0		0.0		0.0	0.0					
Tabulator	<b>FINAL SCORE</b>	<b>67.9</b>	<b>0.0</b>	<b>73.6</b>	<b>70.1</b>	<b>75.8</b>	<b>0.0</b>	<b>78.1</b>	<b>0.0</b>	<b>82.4</b>	<b>0.0</b>	<b>70.8</b>	<b>76.3</b>	<b>0.0</b>	<b>0.0</b>	<b>0.0</b>	<b>0.0</b>	<b>0.0</b>
	<b>PLACEMENT</b>	<b>1</b>		<b>2</b>	<b>3</b>	<b>1</b>		<b>1</b>		<b>1</b>		<b>2</b>	<b>1</b>					



# TOURNAMENT INDOOR ASSOCIATION

## TWIRLER RECAP



Host WHITEHALL HS  
 Date: 3/24/2012  
 Chapter: 2

		UNIT																		
		KUTZTOWN MS	SALISBURY MS		BOYERTOWN LEGIIONETTES		CDS D SILHOUETTES	SAUCON VALLEY HS	NORTHWESTERN LEHIGH HS		ENCORE	EAST PENN	ELITE		KUTZTOWN HS		REVOLUTION		SALISBURY HS	
		SMT	SMT		INT		SNT	SNT	SNT		IST	IAT	IAT		SAT		IWT		SWT	
		code																		
<b>EQUIPMENT</b> Judge	Vocabulary	54	57		58		57	58	53		50	54	59		52		65		83	
	Excellence	95	100		101		98	99	92		80	89	97		82		58		78	
	<b>TOTAL</b>	<b>14.9</b>	<b>15.7</b>		<b>15.9</b>		<b>15.5</b>	<b>15.7</b>	<b>14.5</b>		<b>13.0</b>	<b>14.3</b>	<b>15.6</b>		<b>13.4</b>		<b>12.3</b>		<b>16.1</b>	
<b>MOVEMENT</b> Judge	Vocabulary	57	52		54		59	51	45		40	48	60		49		51		75	
	Excellence	81	77		90		96	81	80		50	74	93		75		48		72	
	<b>TOTAL</b>	<b>13.8</b>	<b>12.9</b>		<b>14.4</b>		<b>15.5</b>	<b>13.2</b>	<b>12.5</b>		<b>9.0</b>	<b>12.2</b>	<b>15.3</b>		<b>12.4</b>		<b>9.9</b>		<b>14.7</b>	
<b>ENSEMBLE</b> Judge	Composition	75	80		74		74	69	68		68	66	84		72		62		82	
	Excellence	72	78		72		71	66	65		64	64	81		69		57		79	
	<b>TOTAL</b>	<b>14.7</b>	<b>15.8</b>		<b>14.6</b>		<b>14.5</b>	<b>13.5</b>	<b>13.3</b>		<b>13.2</b>	<b>13.0</b>	<b>16.5</b>		<b>14.1</b>		<b>11.9</b>		<b>16.1</b>	
<b>GENERAL EFFECT</b> Judge	Repertoire	78	80		74		77	72	70		66	70	84		76		60		84	
	Performance	72	76		69		70	66	64		56	63	78		70		50		77	
	<b>TOTAL</b>	<b>15.0</b>	<b>15.6</b>		<b>14.3</b>		<b>14.7</b>	<b>13.8</b>	<b>13.4</b>		<b>12.2</b>	<b>13.3</b>	<b>16.2</b>		<b>14.6</b>		<b>11.0</b>		<b>16.1</b>	
<b>GENERAL EFFECT</b> Judge	Repertoire	82	87		74		77	72	73		64	74	90		76		66		84	
	Performance	78	84		70		74	70	71		59	70	85		71		62		81	
	<b>TOTAL</b>	<b>16.0</b>	<b>17.1</b>		<b>14.4</b>		<b>15.1</b>	<b>14.2</b>	<b>14.4</b>		<b>12.3</b>	<b>14.4</b>	<b>17.5</b>		<b>14.7</b>		<b>12.8</b>		<b>16.5</b>	
Chief Judge	<b>SUB- TOTAL</b>	<b>74.4</b>	<b>77.1</b>		<b>73.6</b>		<b>75.3</b>	<b>70.4</b>	<b>68.1</b>		<b>59.7</b>	<b>67.2</b>	<b>81.1</b>		<b>69.2</b>		<b>57.9</b>		<b>79.5</b>	
Show Coordinator	LESS PENALTIES	0.0	0.0		0.0		0.0	0.0	0.0		0.0	0.0	0.0		0.0		0.0			
Tabulator	<b>FINAL SCORE</b>	<b>74.4</b>	<b>77.1</b>	<b>0.0</b>	<b>73.6</b>	<b>0.0</b>	<b>75.3</b>	<b>70.4</b>	<b>68.1</b>	<b>0.0</b>	<b>59.7</b>	<b>67.2</b>	<b>81.1</b>	<b>0.0</b>	<b>69.2</b>	<b>0.0</b>	<b>57.9</b>	<b>0.0</b>	<b>79.5</b>	
	<b>PLACEMENT</b>	<b>2</b>	<b>1</b>		<b>1</b>		<b>1</b>	<b>2</b>	<b>3</b>		<b>1</b>	<b>2</b>	<b>1</b>		<b>1</b>		<b>1</b>		<b>1</b>	



