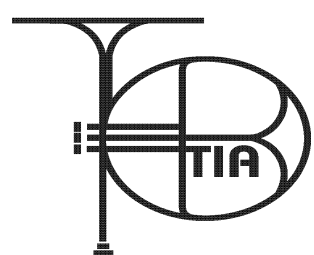


# TOURNAMENT INDOOR ASSOCIATION

## COLOR GUARD RECAP



Host DUBOIS HS

Date: 3/31/2012

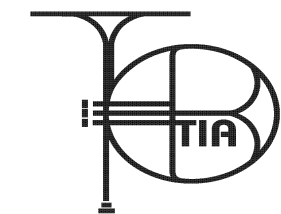
Chapter: 11

UNIT

		CENTRAL MOUNTAIN	WINDBER		BELLEFONTE	BEDFORD	FOREST HILLS	HUNTINGDON		PENN STATE ECLIPSE		TYRONE	CENTRAL MOUNTAIN	WINDBER		DUBOIS			
		code	SMG	SMG		SNG	SNG	SNG	SNG		IIG		SIG	SIG	SIG		SAG		
<b>EQUIPMENT</b> Judge	Vocabulary		52	55		51	54	49	52		53		48	57	58		57		
	Excellence		87	90		85	88	80	83		87		78	86	88		87		
	<b>TOTAL</b>		<b>13.9</b>	<b>14.5</b>		<b>13.6</b>	<b>14.2</b>	<b>12.9</b>	<b>13.5</b>		<b>14.0</b>		<b>12.6</b>	<b>14.3</b>	<b>14.6</b>		<b>14.4</b>		
<b>MOVEMENT</b> Judge	Vocabulary		46	53		44	50	42	52		56		48	51	55		54		
	Excellence		84	97		82	90	80	93		99		76	87	97		92		
	<b>TOTAL</b>		<b>13.0</b>	<b>15.0</b>		<b>12.6</b>	<b>14.0</b>	<b>12.2</b>	<b>14.5</b>		<b>15.5</b>		<b>12.4</b>	<b>13.8</b>	<b>15.2</b>		<b>14.6</b>		
<b>ENSEMBLE</b> Judge	Composition		73	77		69	73	68	71		77		63	73	78		75		
	Excellence		70	74		64	68	62	65		75		58	70	73		74		
	<b>TOTAL</b>		<b>14.3</b>	<b>15.1</b>		<b>13.3</b>	<b>14.1</b>	<b>13.0</b>	<b>13.6</b>		<b>15.2</b>		<b>12.1</b>	<b>14.3</b>	<b>15.1</b>		<b>14.9</b>		
<b>GENERAL EFFECT</b> Judge	Repertoire		69	77		67	72	63	73		75		68	70	80		74		
	Performance		65	75		64	70	61	70		73		65	64	77		71		
	<b>TOTAL</b>		<b>13.4</b>	<b>15.2</b>		<b>13.1</b>	<b>14.2</b>	<b>12.4</b>	<b>14.3</b>		<b>14.8</b>		<b>13.3</b>	<b>13.4</b>	<b>15.7</b>		<b>14.5</b>		
<b>GENERAL EFFECT</b> Judge	Repertoire		66	78		66	75	63	73		86		68	71	79		72		
	Performance		62	76		64	73	62	72		86		66	70	77		70		
	<b>TOTAL</b>		<b>12.8</b>	<b>15.4</b>		<b>13.0</b>	<b>14.8</b>	<b>12.5</b>	<b>14.5</b>		<b>17.2</b>		<b>13.4</b>	<b>14.1</b>	<b>15.6</b>		<b>14.2</b>		
Chief Judge	<b>SUB- TOTAL</b>	<b>67.4</b>	<b>75.2</b>		<b>65.6</b>	<b>71.3</b>	<b>63.0</b>	<b>70.4</b>		<b>76.7</b>		<b>63.8</b>	<b>69.9</b>	<b>76.2</b>		<b>72.6</b>			
Show Coordinator	LESS PENALTIES	0.0	0.0		0.1	0.0	0.0	0.0		0.0		0.0	0.0	0.0		0.0			
Tabulator	<b>FINAL SCORE</b>	<b>67.4</b>	<b>75.2</b>	<b>0.0</b>	<b>65.5</b>	<b>71.3</b>	<b>63.0</b>	<b>70.4</b>	<b>0.0</b>	<b>76.7</b>	<b>0.0</b>	<b>63.8</b>	<b>69.9</b>	<b>76.2</b>	<b>0.0</b>	<b>72.6</b>	<b>0.0</b>	<b>0.0</b>	
	<b>PLACEMENT</b>	<b>2</b>	<b>1</b>		<b>3</b>	<b>1</b>	<b>4</b>	<b>2</b>		<b>1</b>		<b>3</b>	<b>2</b>	<b>1</b>		<b>1</b>			

# TOURNAMENT INDOOR ASSOCIATION

## TWIRLER RECAP

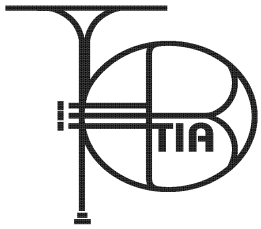


Host DUBOIS HS  
 Date: 3/31/2012  
 Chapter: 11

UNIT  
code

		FOREST HILLS RANGERETTES	KIDNETIX TNT		BELLEFONTE	FOREST HILLS	CENTRAL MOUNTAIN	WINDBER		GLENDALE	FOREST HILLS		KIDNETIX TNT		BELLEFONTE		CENTRAL MOUNTAIN	WINDBER	PENN STATE TWIRLING CLUB
		EXCELLENT	ICT	IJT	SMT	SMT	SMT	SMT		SNT	SNT		IAT		SAT		SOT	SOT	IWT
<b>EQUIPMENT</b> Judge	Vocabulary		44		53	50	55	57		48	49		55		56		65	63	66
	Excellence		73		84	81	86	90		79	76		86		89		61	59	63
	<b>TOTAL</b>		<b>11.7</b>		<b>13.7</b>	<b>13.1</b>	<b>14.1</b>	<b>14.7</b>		<b>12.7</b>	<b>12.5</b>		<b>14.1</b>		<b>14.5</b>		<b>12.6</b>	<b>12.2</b>	<b>12.9</b>
<b>MOVEMENT</b> Judge	Vocabulary		51		55	46	53	57		49	48		56		54		62	80	70
	Excellence		90		98	87	93	101		89	88		99		103		56	75	66
	<b>TOTAL</b>		<b>14.1</b>		<b>15.3</b>	<b>13.3</b>	<b>14.6</b>	<b>15.8</b>		<b>13.8</b>	<b>13.6</b>		<b>15.5</b>		<b>15.7</b>		<b>11.8</b>	<b>15.5</b>	<b>13.6</b>
<b>ENSEMBLE</b> Judge	Composition		68		74	78	76	82		64	69		80		79		66	76	65
	Excellence		62		71	73	70	78		60	65		76		78		61	73	55
	<b>TOTAL</b>		<b>13.0</b>		<b>14.5</b>	<b>15.1</b>	<b>14.6</b>	<b>16.0</b>		<b>12.4</b>	<b>13.4</b>		<b>15.6</b>		<b>15.7</b>		<b>12.7</b>	<b>14.9</b>	<b>12.0</b>
<b>GENERAL EFFECT</b> Judge	Repertoire		66		74	75	73	81		68	67		78		85		66	72	66
	Performance		62		71	73	70	79		64	64		76		83		62	69	63
	<b>TOTAL</b>		<b>12.8</b>		<b>14.5</b>	<b>14.8</b>	<b>14.3</b>	<b>16.0</b>		<b>13.2</b>	<b>13.1</b>		<b>15.4</b>		<b>16.8</b>		<b>12.8</b>	<b>14.1</b>	<b>12.9</b>
<b>GENERAL EFFECT</b> Judge	Repertoire		70		75	70	71	82		70	69		84		88		71	76	70
	Performance		68		72	67	68	81		68	67		82		85		68	73	67
	<b>TOTAL</b>		<b>13.8</b>		<b>14.7</b>	<b>13.7</b>	<b>13.9</b>	<b>16.3</b>		<b>13.8</b>	<b>13.6</b>		<b>16.6</b>		<b>17.3</b>		<b>13.9</b>	<b>14.9</b>	<b>13.7</b>
Chief Judge	<b>SUB- TOTAL</b>		<b>65.4</b>		<b>72.7</b>	<b>70.0</b>	<b>71.5</b>	<b>78.8</b>		<b>65.9</b>	<b>66.2</b>		<b>77.2</b>		<b>80.0</b>		<b>63.8</b>	<b>71.6</b>	<b>65.1</b>
Show Coordinator	LESS PENALTIES		0.0		0.0	0.0	0.0	0.0		0.0	0.0		0.0		0.0		0.0	0.0	0.0
Tabulator	<b>FINAL SCORE</b>	<b>0.0</b>	<b>65.4</b>	<b>0.0</b>	<b>72.7</b>	<b>70.0</b>	<b>71.5</b>	<b>78.8</b>	<b>0.0</b>	<b>65.9</b>	<b>66.2</b>	<b>0.0</b>	<b>77.2</b>	<b>0.0</b>	<b>80.0</b>	<b>0.0</b>	<b>63.8</b>	<b>71.6</b>	<b>65.1</b>
	<b>PLACEMENT</b>		<b>1</b>		<b>2</b>	<b>4</b>	<b>3</b>	<b>1</b>		<b>2</b>	<b>1</b>		<b>1</b>		<b>1</b>		<b>2</b>	<b>1</b>	<b>1</b>





# TOURNAMENT INDOOR ASSOCIATION

## PERCUSSION ENSEMBLE RECAP

Host <u>DUBOIS HS</u>		UNIT	APPALACHIAN THUNDER	HOMER CENTER	HUNTINGDON	DUBOIS												
Date <u>3/31/2012</u>							code	INP	SNP	SIP	SIP							
Chapter <u>11</u>																		
<b>VISUAL</b> Judge	Composition	68	60	81	79													
	Performance Quality	63	59	77	76													
	<b>TOTAL</b>	<b>13.10</b>	<b>11.90</b>	<b>15.80</b>	<b>15.50</b>													
<b>PERFORMANCE ANALYSIS</b> Judge	Composition	73	75	84	79													
	SUB-TOTAL Multiply by 0.15	10.95	11.25	12.60	11.85													
	Performance Quality	71	75	82	76													
	SUB-TOTAL Multiply by 0.25	17.75	18.75	20.50	19.00													
	<b>TOTAL</b>	<b>28.70</b>	<b>30.00</b>	<b>33.10</b>	<b>30.85</b>													
<b>GENERAL EFFECT</b> Judge	Music Effect	78	68	77	86													
	SUB-TOTAL Multiply by 0.20	15.60	13.60	15.40	17.20													
	Overall Effect	73	63	81	84													
	SUB-TOTAL Multiply by 0.20	14.60	12.60	16.20	16.80													
	<b>TOTAL</b>	<b>30.20</b>	<b>26.20</b>	<b>31.60</b>	<b>34.00</b>													
Chief Judge	SUB - TOTAL	<b>72.000</b>	<b>68.100</b>	<b>80.500</b>	<b>80.350</b>													
Show Coordinator	LESS PENALTIES	1.4	0.2	0.0	0.0													
Tabulator	FINAL SCORE	<b>70.600</b>	<b>0.000</b>	<b>67.900</b>	<b>0.000</b>	<b>80.500</b>	<b>80.350</b>	<b>0.000</b>	<b>0.000</b>	<b>0.000</b>	<b>0.000</b>	<b>0.000</b>	<b>0.000</b>	<b>0.000</b>	<b>0.000</b>	<b>0.000</b>	<b>0.000</b>	
	PLACEMENT	<b>1</b>	<b>1</b>	<b>1</b>	<b>2</b>													