


# TOURNAMENT INDOOR ASSOCIATION

## COLOR GUARD RECAP



Host Abington

Date: 4/14/2012

Chapter: 3


UNIT

code

		CAB CALLOWAY	SPRING-FORD	PEMBERTON	SPRINGFIELD	ARUNDEL	RADNOR	PENNSAUKEN		ESSENSE		CAMP HILL	OWEN J ROBERTS	ABINGTON				
		SIG	SIG	SIG	SIG	SIG	SIG	SIG		IAG		SAG	SAG	SAG				
<b>EQUIPMENT</b> Judge	Vocabulary	46	59	48	51	49	57	61		52		58	56	57				
	Excellence	79	97	82	87	85	96	98		88		96	93	94				
	<b>TOTAL</b>	<b>12.5</b>	<b>15.6</b>	<b>13.0</b>	<b>13.8</b>	<b>13.4</b>	<b>15.3</b>	<b>15.9</b>		<b>14.0</b>		<b>15.4</b>	<b>14.9</b>	<b>15.1</b>				
<b>MOVEMENT</b> Judge	Vocabulary	44	56	42	52	51	55	58		47		63	59	60				
	Excellence	75	95	74	90	86	93	99		75		98	95	96				
	<b>TOTAL</b>	<b>11.9</b>	<b>15.1</b>	<b>11.6</b>	<b>14.2</b>	<b>13.7</b>	<b>14.8</b>	<b>15.7</b>		<b>12.2</b>		<b>16.1</b>	<b>15.4</b>	<b>15.6</b>				
<b>ENSEMBLE</b> Judge	Composition	69	78	73	84	71	72	86		80		82	78	79				
	Excellence	64	74	70	80	70	68	83		75		78	74	76				
	<b>TOTAL</b>	<b>13.3</b>	<b>15.2</b>	<b>14.3</b>	<b>16.4</b>	<b>14.1</b>	<b>14.0</b>	<b>16.9</b>		<b>15.5</b>		<b>16.0</b>	<b>15.2</b>	<b>15.5</b>				
<b>GENERAL EFFECT</b> Judge	Repertoire	70	78	67	77	71	79	82		78		84	80	79				
	Performance	66	75	65	73	69	76	79		74		80	76	75				
	<b>TOTAL</b>	<b>13.6</b>	<b>15.3</b>	<b>13.2</b>	<b>15.0</b>	<b>14.0</b>	<b>15.5</b>	<b>16.1</b>		<b>15.2</b>		<b>16.4</b>	<b>15.6</b>	<b>15.4</b>				
<b>GENERAL EFFECT</b> Judge	Repertoire	68	75	70	72	69	71	80		71		81	78	79				
	Performance	64	74	67	70	66	68	78		68		79	76	77				
	<b>TOTAL</b>	<b>13.2</b>	<b>14.9</b>	<b>13.7</b>	<b>14.2</b>	<b>13.5</b>	<b>13.9</b>	<b>15.8</b>		<b>13.9</b>		<b>16.0</b>	<b>15.4</b>	<b>15.6</b>				
Chief Judge	<b>SUB- TOTAL</b>	<b>64.5</b>	<b>76.1</b>	<b>65.8</b>	<b>73.6</b>	<b>68.7</b>	<b>73.5</b>	<b>80.4</b>		<b>70.8</b>		<b>79.9</b>	<b>76.5</b>	<b>77.2</b>				
Show Coordinator	LESS PENALTIES	0.0	0.0	0.0	0.0	0.0	0.0	0.0		1.5		0.0	0.0	0.0				
Tabulator	<b>FINAL SCORE</b>	<b>64.5</b>	<b>76.1</b>	<b>65.8</b>	<b>73.6</b>	<b>68.7</b>	<b>73.5</b>	<b>80.4</b>	<b>0.0</b>	<b>69.3</b>	<b>0.0</b>	<b>79.9</b>	<b>76.5</b>	<b>77.2</b>	<b>0.0</b>	<b>0.0</b>	<b>0.0</b>	<b>0.0</b>
	<b>PLACEMENT</b>	<b>7</b>	<b>2</b>	<b>6</b>	<b>3</b>	<b>5</b>	<b>4</b>	<b>1</b>		<b>1</b>		<b>1</b>	<b>3</b>	<b>2</b>				

# TOURNAMENT INDOOR ASSOCIATION

## COLOR GUARD RECAP



Host Abington

Date: 4/14/2012

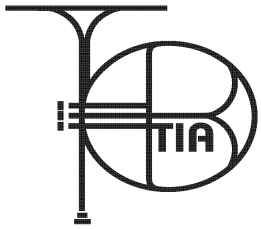
Chapter: 3

UNIT

		CHICHSTER	CHICHESTER	RIDLEY	HENDERSON	CARDINAL O'HARA	PHOENIXVILLE	GLEN BURNIE	SPRINGFIELD	CHELTENHAM	CSDS	NORRISTOWN	PERKIOMEN VALLEY	APPOQUINIMINK	DOWNINGTOWN	PENNCREST		
code		SEG	SMG	SNG	SNG	SNG	SNG	SNG	SNG	SNG	SNG	SNG	SNG	SNG	SNG	SNG		
<b>EQUIPMENT</b> Judge	Vocabulary	<b>EXCELLENT</b>	46	58	47	44	60	54	58	51	62	42	59	53	57	56		
	Excellence		80	94	83	80	104	92	100	91	107	75	102	96	100	103		
	<b>TOTAL</b>		<b>12.6</b>	<b>15.2</b>	<b>13.0</b>	<b>12.4</b>	<b>16.4</b>	<b>14.6</b>	<b>15.8</b>	<b>14.2</b>	<b>16.9</b>	<b>11.7</b>	<b>16.1</b>	<b>14.9</b>	<b>15.7</b>	<b>15.9</b>		
<b>MOVEMENT</b> Judge	Vocabulary		50	59	49	48	61	55	57	57	59	45	60	56	58	58		
	Excellence		85	91	87	90	93	89	91	92	98	84	100	90	94	93		
	<b>TOTAL</b>		<b>13.5</b>	<b>15.0</b>	<b>13.6</b>	<b>13.8</b>	<b>15.4</b>	<b>14.4</b>	<b>14.8</b>	<b>14.9</b>	<b>15.7</b>	<b>12.9</b>	<b>16.0</b>	<b>14.6</b>	<b>15.2</b>	<b>15.1</b>		
<b>ENSEMBLE</b> Judge	Composition		72	77	79	72	85	76	90	83	93	75	88	84	81	80		
	Excellence		67	72	75	74	83	74	87	81	90	71	86	82	80	77		
	<b>TOTAL</b>		<b>13.9</b>	<b>14.9</b>	<b>15.4</b>	<b>14.6</b>	<b>16.8</b>	<b>15.0</b>	<b>17.7</b>	<b>16.4</b>	<b>18.3</b>	<b>14.6</b>	<b>17.4</b>	<b>16.6</b>	<b>16.1</b>	<b>15.7</b>		
<b>GENERAL EFFECT</b> Judge	Repertoire		70	76	74	69	78	75	82	77	84	68	83	80	77	81		
	Performance		64	70	74	71	76	69	78	73	82	66	81	76	75	77		
	<b>TOTAL</b>		<b>13.4</b>	<b>14.6</b>	<b>14.8</b>	<b>14.0</b>	<b>15.4</b>	<b>14.4</b>	<b>16.0</b>	<b>15.0</b>	<b>16.6</b>	<b>13.4</b>	<b>16.4</b>	<b>15.6</b>	<b>15.2</b>	<b>15.8</b>		
<b>GENERAL EFFECT</b> Judge	Repertoire		70	80	76	70	82	74	81	77	84	70	83	73	71	84		
	Performance		66	77	73	73	79	72	78	74	82	70	81	71	71	81		
	<b>TOTAL</b>		<b>13.6</b>	<b>15.7</b>	<b>14.9</b>	<b>14.3</b>	<b>16.1</b>	<b>14.6</b>	<b>15.9</b>	<b>15.1</b>	<b>16.6</b>	<b>14.0</b>	<b>16.4</b>	<b>14.4</b>	<b>14.2</b>	<b>16.5</b>		
Chief Judge	<b>SUB- TOTAL</b>		<b>67.0</b>	<b>75.4</b>	<b>71.7</b>	<b>69.1</b>	<b>80.1</b>	<b>73.0</b>	<b>80.2</b>	<b>75.6</b>	<b>84.1</b>	<b>66.6</b>	<b>82.3</b>	<b>76.1</b>	<b>76.4</b>	<b>79.0</b>		
Show Coordinator	LESS PENALTIES		0.0	0.0	0.0	0.0	0.7	0.0	0.0	0.0	0.0	0.0	0.0	0.0	0.0			
Tabulator	<b>FINAL SCORE</b>		<b>0.0</b>	<b>0.0</b>	<b>67.0</b>	<b>0.0</b>	<b>75.4</b>	<b>71.7</b>	<b>69.1</b>	<b>79.4</b>	<b>73.0</b>	<b>80.2</b>	<b>75.6</b>	<b>84.1</b>	<b>66.6</b>	<b>82.3</b>	<b>76.1</b>	<b>76.4</b>
	<b>PLACEMENT</b>	<b>1</b>	<b>1</b>	<b>9</b>	<b>11</b>	<b>12</b>	<b>4</b>	<b>10</b>	<b>3</b>	<b>8</b>	<b>1</b>	<b>13</b>	<b>2</b>	<b>7</b>	<b>6</b>	<b>5</b>		







# TOURNAMENT INDOOR ASSOCIATION

## PERCUSSION ENSEMBLE RECAP

Host <u>Abington</u>		UNIT	CHICHESTER	WASHINGTON TWP	GLEN BURNIE	APOQUINIMINK	PENNCREST			IMPERIAL DYNASTY	CHESAPEAKE		RIDLEY	LOWER DAUPHIN	CDS	HIGHLAND	NORRISTOWN	HATBORO- HORSHAM	
Date <u>4/14/2012</u>																			code
Chapter <u>3</u>			SMP	SNP	SNP	SNP	SNP			IAP	IAP		SAP	SAP	SAP	SAP	SAP	SAP	
<b>VISUAL</b> Judge	Composition		76	64	81	83	80			85	91		92	85	87	89	84	93	
	Performance Quality		73	62	76	78	79			79	88		89	83	85	87	82	90	
	<b>TOTAL</b>		<b>14.90</b>	<b>12.60</b>	<b>15.70</b>	<b>16.10</b>	<b>15.90</b>			<b>16.40</b>	<b>17.90</b>		<b>18.10</b>	<b>16.80</b>	<b>17.20</b>	<b>17.60</b>	<b>16.60</b>	<b>18.30</b>	
<b>PERFORMANCE</b> <b>ANALYSIS</b> Judge	Composition		80	65	84	86	83			86	85		90	84	91	83	82	92	
	SUB-TOTAL Multiply by 0.15		12.00	9.75	12.60	12.90	12.45			12.90	12.75		13.50	12.60	13.65	12.45	12.30	13.80	
	Performance Quality		77	62	82	84	81			84	83		87	82	89	80	79	90	
	SUB-TOTAL Multiply by 0.25		19.25	15.50	20.50	21.00	20.25			21.00	20.75		21.75	20.50	22.25	20.00	19.75	22.50	
	<b>TOTAL</b>		<b>31.25</b>	<b>25.25</b>	<b>33.10</b>	<b>33.90</b>	<b>32.70</b>			<b>33.90</b>	<b>33.50</b>		<b>35.25</b>	<b>33.10</b>	<b>35.90</b>	<b>32.45</b>	<b>32.05</b>	<b>36.30</b>	
<b>GENERAL</b> <b>EFFECT</b> Judge	Music Effect		77	64	81	78	83			81	86		88	84	86	82	81	87	
	SUB-TOTAL Multiply by 0.20		15.40	12.80	16.20	15.60	16.60			16.20	17.20		17.60	16.80	17.20	16.40	16.20	17.40	
	Overall Effect		73	62	77	72	78			83	87		91	83	86	82	81	88	
	SUB-TOTAL Multiply by 0.20		14.60	12.40	15.40	14.40	15.60			16.60	17.40		18.20	16.60	17.20	16.40	16.20	17.60	
	<b>TOTAL</b>		<b>30.00</b>	<b>25.20</b>	<b>31.60</b>	<b>30.00</b>	<b>32.20</b>			<b>32.80</b>	<b>34.60</b>		<b>35.80</b>	<b>33.40</b>	<b>34.40</b>	<b>32.80</b>	<b>32.40</b>	<b>35.00</b>	
Chief Judge	SUB - TOTAL		<b>76.150</b>	<b>63.050</b>	<b>80.400</b>	<b>80.000</b>	<b>80.800</b>			<b>83.100</b>	<b>86.000</b>		<b>89.150</b>	<b>83.300</b>	<b>87.500</b>	<b>82.850</b>	<b>81.050</b>	<b>89.600</b>	
Show Coordinator	LESS PENALTIES		0.0	1.3	0.0	0.7	0.0			0.8	0.0		0.0	0.0	0.0	0.5	0.0	0.0	
Tabulator	FINAL SCORE		<b>76.150</b>	<b>0.000</b>	<b>61.750</b>	<b>80.400</b>	<b>79.300</b>	<b>80.800</b>	<b>0.000</b>	<b>0.000</b>	<b>82.300</b>	<b>86.000</b>	<b>0.000</b>	<b>89.150</b>	<b>83.300</b>	<b>87.500</b>	<b>82.350</b>	<b>81.050</b>	<b>89.600</b>
	PLACEMENT		<b>1</b>	<b>4</b>	<b>2</b>	<b>3</b>	<b>1</b>			<b>2</b>	<b>1</b>		<b>2</b>	<b>4</b>	<b>3</b>	<b>5</b>	<b>6</b>	<b>1</b>	



