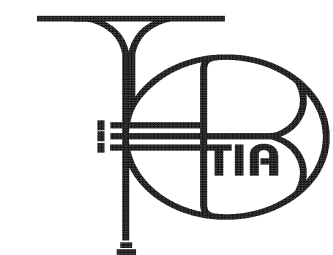


# TOURNAMENT INDOOR ASSOCIATION

## COLOR GUARD RECAP



Host Central Dauphin

Date: 4/21/2012

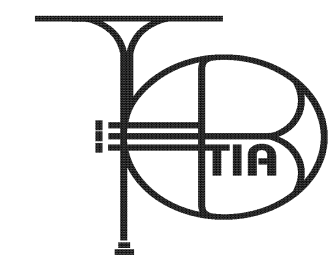
Chapter: 6

UNIT

		code	IJG	SMG	SMG	SMG	SMG		ING		SNG	SNG	SNG	SNG	SNG	SNG		
			<b>Freedom</b>	<b>West Perry</b>	<b>Northern York</b>	<b>Martin Meylin</b>	<b>Cumberland Valley</b>		<b>Elite Stars</b>		<b>Blue Mountain</b>	<b>Greencastle-Antrim</b>	<b>Lancaster Catholic</b>	<b>West Perry</b>	<b>Spring Grove</b>	<b>CDS</b>		
<b>EQUIPMENT Judge</b>	Vocabulary		60	52	66	44	47		50		55	63	59	57	58	61		
	Excellence		107	90	117	82	84		80		94	112	102	99	92	108		
	<b>TOTAL</b>		<b>16.7</b>	<b>14.2</b>	<b>18.3</b>	<b>12.6</b>	<b>13.1</b>		<b>13.0</b>		<b>14.9</b>	<b>17.5</b>	<b>16.1</b>	<b>15.6</b>	<b>15.0</b>	<b>16.9</b>		
<b>MOVEMENT Judge</b>	Vocabulary		60	50	66	45	48		49		56	63	58	55	53	62		
	Excellence		105	85	116	85	89		82		96	114	102	99	95	112		
	<b>TOTAL</b>		<b>16.5</b>	<b>13.5</b>	<b>18.2</b>	<b>13.0</b>	<b>13.7</b>		<b>13.1</b>		<b>15.2</b>	<b>17.7</b>	<b>16.0</b>	<b>15.4</b>	<b>14.8</b>	<b>17.4</b>		
<b>ENSEMBLE Judge</b>	Composition		75	72	84	70	74		72		75	80	79	74	72	81		
	Excellence		71	67	83	66	67		66		70	74	77	73	71	76		
	<b>TOTAL</b>		<b>14.6</b>	<b>13.9</b>	<b>16.7</b>	<b>13.6</b>	<b>14.1</b>		<b>13.8</b>		<b>14.5</b>	<b>15.4</b>	<b>15.6</b>	<b>14.7</b>	<b>14.3</b>	<b>15.7</b>		
<b>GENERAL EFFECT Judge</b>	Repertoire		77	63	87	70	68		72		76	86	83	77	75	87		
	Performance		73	57	85	64	69		74		74	81	79	77	73	84		
	<b>TOTAL</b>		<b>15.0</b>	<b>12.0</b>	<b>17.2</b>	<b>13.4</b>	<b>13.7</b>		<b>14.6</b>		<b>15.0</b>	<b>16.7</b>	<b>16.2</b>	<b>15.4</b>	<b>14.8</b>	<b>17.1</b>		
<b>GENERAL EFFECT Judge</b>	Repertoire		79	73	89	71	70		67		72	78	82	75	71	80		
	Performance		77	69	87	68	66		62		70	74	78	74	68	77		
	<b>TOTAL</b>		<b>15.6</b>	<b>14.2</b>	<b>17.6</b>	<b>13.9</b>	<b>13.6</b>		<b>12.9</b>		<b>14.2</b>	<b>15.2</b>	<b>16.0</b>	<b>14.9</b>	<b>13.9</b>	<b>15.7</b>		
Chief Judge	<b>SUB- TOTAL</b>	<b>78.4</b>	<b>67.8</b>	<b>88.0</b>	<b>66.5</b>	<b>68.2</b>		<b>67.4</b>		<b>73.8</b>	<b>82.5</b>	<b>79.9</b>	<b>76.0</b>	<b>72.8</b>	<b>82.8</b>			
Show Coordinator	LESS PENALTIES	0.0	0.0	0.0	0.1	0.0		0.0		0.0	0.0	0.0	0.0	0.0	0.0			
Tabulator	<b>FINAL SCORE</b>	<b>78.4</b>	<b>0.0</b>	<b>67.8</b>	<b>88.0</b>	<b>66.4</b>	<b>68.2</b>	<b>0.0</b>	<b>67.4</b>	<b>0.0</b>	<b>73.8</b>	<b>82.5</b>	<b>79.9</b>	<b>76.0</b>	<b>72.8</b>	<b>82.8</b>	<b>0.0</b>	<b>0.0</b>
	<b>PLACEMENT</b>	<b>1</b>		<b>3</b>	<b>1</b>	<b>4</b>	<b>2</b>		<b>1</b>		<b>5</b>	<b>2</b>	<b>3</b>	<b>4</b>	<b>6</b>	<b>1</b>		

# TOURNAMENT INDOOR ASSOCIATION

## COLOR GUARD RECAP



Host Central Dauphin

Date: 4/21/2012


Chapter: 6

UNIT

		Westshoremen A		Hempfield	Carlisle	Cumberland Valley		Hanna		Lampeter-Strasburg	DuBois		Westshoremen Sr		Northern York			
		code	IIG	SIG	SIG	SIG		IAG		SAG	SAG		ISG		SOG			
<b>EQUIPMENT</b> Judge	Vocabulary		57	57	56	59		65		66	60		56		80			
	Excellence		96	97	102	101		111		116	105		97		76			
	<b>TOTAL</b>		<b>15.3</b>	<b>15.4</b>	<b>15.8</b>	<b>16.0</b>		<b>17.6</b>		<b>18.2</b>	<b>16.5</b>		<b>15.3</b>		<b>15.6</b>			
<b>MOVEMENT</b> Judge	Vocabulary		55	56	58	55		59		65	56		55		85			
	Excellence		97	99	103	101		102		114	102		96		83			
	<b>TOTAL</b>		<b>15.2</b>	<b>15.5</b>	<b>16.1</b>	<b>15.6</b>		<b>16.1</b>		<b>17.9</b>	<b>15.8</b>		<b>15.1</b>		<b>16.8</b>			
<b>ENSEMBLE</b> Judge	Composition		73	74	72	75		81		86	80		77		83			
	Excellence		66	67	71	70		76		81	83		72		78			
	<b>TOTAL</b>		<b>13.9</b>	<b>14.1</b>	<b>14.3</b>	<b>14.5</b>		<b>15.7</b>		<b>16.7</b>	<b>16.3</b>		<b>14.9</b>		<b>16.1</b>			
<b>GENERAL EFFECT</b> Judge	Repertoire		74	78	76	81		82		88	78		81		82			
	Performance		74	76	73	79		80		87	79		74		83			
	<b>TOTAL</b>		<b>14.8</b>	<b>15.4</b>	<b>14.9</b>	<b>16.0</b>		<b>16.2</b>		<b>17.5</b>	<b>15.7</b>		<b>15.5</b>		<b>16.5</b>			
<b>GENERAL EFFECT</b> Judge	Repertoire		73	75	76	74		78		86	76		77		83			
	Performance		70	72	73	71		74		82	72		73		80			
	<b>TOTAL</b>		<b>14.3</b>	<b>14.7</b>	<b>14.9</b>	<b>14.5</b>		<b>15.2</b>		<b>16.8</b>	<b>14.8</b>		<b>15.0</b>		<b>16.3</b>			
Chief Judge	<b>SUB- TOTAL</b>	<b>73.5</b>	<b>75.1</b>	<b>76.0</b>	<b>76.6</b>		<b>80.8</b>		<b>87.1</b>	<b>79.1</b>		<b>75.8</b>		<b>81.3</b>				
Show Coordinator	LESS PENALTIES	0.0	0.0	0.0	0.0		0.0		0.0	0.0		0.0		0.0				
Tabulator	<b>FINAL SCORE</b>	<b>73.5</b>	<b>0.0</b>	<b>75.1</b>	<b>76.0</b>	<b>76.6</b>	<b>0.0</b>	<b>80.8</b>	<b>0.0</b>	<b>87.1</b>	<b>79.1</b>	<b>0.0</b>	<b>75.8</b>	<b>0.0</b>	<b>81.3</b>	<b>0.0</b>	<b>0.0</b>	<b>0.0</b>
	<b>PLACEMENT</b>	<b>1</b>		<b>3</b>	<b>2</b>	<b>1</b>		<b>1</b>		<b>1</b>	<b>2</b>		<b>1</b>		<b>1</b>			







# TOURNAMENT INDOOR ASSOCIATION

## PERCUSSION ENSEMBLE RECAP

Host Conrad Weiser

Date 2/11/2012

Chapter 6

UNIT

code

	Lower Dauphin MS		Mount Union		Trinity		Blue Mountain	Hempfield	Bermudian Springs	Cumberland Valley	DuBois		Lower Dauphin	CDS HS			
	SMP		SNG	SNG		SIP	SIP	SIP	SIP	SIP			SAP	SAP			

<b>VISUAL</b> Judge	Composition	75	83	85		87	90	85	88	87		88	89					
	Performance Quality	70	80	83		83	89	81	85	87		83	87					
	<b>TOTAL</b>	<b>14.50</b>		<b>16.30</b>	<b>16.80</b>		<b>17.00</b>	<b>17.90</b>	<b>16.60</b>	<b>17.30</b>	<b>17.40</b>		<b>17.10</b>	<b>17.60</b>				
<b>PERFORMANCE ANALYSIS</b> Judge	Composition	88	84	85		87	91	83	88	81		85	89					
	SUB-TOTAL Multiply by 0.15	13.20	12.60	12.75		13.05	13.65	12.45	13.20	12.15		12.75	13.35					
	Performance Quality	86	82	80		83	89	80	86	80		83	88					
	SUB-TOTAL Multiply by 0.25	21.50	20.50	20.00		20.75	22.25	20.00	21.50	20.00		20.75	22.00					
	<b>TOTAL</b>	<b>34.70</b>		<b>33.10</b>	<b>32.75</b>		<b>33.80</b>	<b>35.90</b>	<b>32.45</b>	<b>34.70</b>	<b>32.15</b>		<b>33.50</b>	<b>35.35</b>				
<b>GENERAL EFFECT</b> Judge	Music Effect	76	81	78		85	89	83	90	81		85	88					
	SUB-TOTAL Multiply by 0.20	15.20	16.20	15.60		17.00	17.80	16.60	18.00	16.20		17.00	17.60					
	Overall Effect	77	78	83		84	87	82	88	83		85	87					
	SUB-TOTAL Multiply by 0.20	15.40	15.60	16.60		16.80	17.40	16.40	17.60	16.60		17.00	17.40					
	<b>TOTAL</b>	<b>30.60</b>		<b>31.80</b>	<b>32.20</b>		<b>33.80</b>	<b>35.20</b>	<b>33.00</b>	<b>35.60</b>	<b>32.80</b>		<b>34.00</b>	<b>35.00</b>				
Chief Judge	SUB - TOTAL	<b>79.800</b>		<b>81.200</b>	<b>81.750</b>		<b>84.600</b>	<b>89.000</b>	<b>82.050</b>	<b>87.600</b>	<b>82.350</b>		<b>84.600</b>	<b>87.950</b>				
Show Coordinator	LESS PENALTIES	0.5	0.0	0.0		0.0	0.1	0.2	0.7	0.0		0.0	0.0					
Tabulator	FINAL SCORE	<b>79.300</b>	<b>0.000</b>	<b>81.200</b>	<b>81.750</b>	<b>0.000</b>	<b>84.600</b>	<b>88.900</b>	<b>81.850</b>	<b>86.900</b>	<b>82.350</b>	<b>0.000</b>	<b>84.600</b>	<b>87.950</b>	<b>0.000</b>	<b>0.000</b>	<b>0.000</b>	<b>0.000</b>
	PLACEMENT	<b>1</b>		<b>2</b>	<b>1</b>		<b>3</b>	<b>1</b>	<b>5</b>	<b>2</b>	<b>4</b>		<b>2</b>	<b>1</b>				

