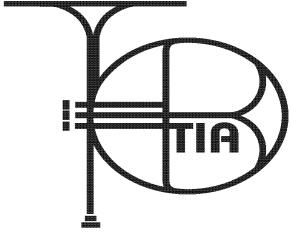


# TOURNAMENT INDOOR ASSOCIATION

## COLOR GUARD RECAP



Host FIELD OF VIEW @ RIDLEY

Date: 4/21/2012

Chapter: 3

UNIT

code

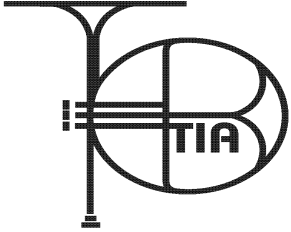
**CHICHESTER**

**E X C E L L E N T**

		SEG	IJG	SMG	SMG	SMG		SNG	SNG	SNG	SNG	SNG	SNG	SNG	SNG	SNG	SNG	SNG
			<b>SYNERGY</b>	<b>PAXON HOLLOW</b>	<b>RADNOR</b>	<b>CHICHESTER</b>		<b>HENDERSON</b>	<b>CARDINAL O'HARA</b>	<b>WEST CHESTER EAST</b>	<b>PHOENIXVILLE</b>	<b>NORRISTOWN</b>	<b>KENNETT</b>	<b>SPRINGFIELD</b>	<b>PENNCREST</b>	<b>MIDDLETOWN</b>	<b>DOWNINGTOWN</b>	<b>RIDLEY</b>
<b>EQUIPMENT Judge</b>	Vocabulary		55	49	51	53		48	47	46	62	43	45	58	59	55	60	57
	Excellence		96	89	92	94		85	87	82	105	73	86	101	102	98	103	100
	<b>TOTAL</b>		<b>15.1</b>	<b>13.8</b>	<b>14.3</b>	<b>14.7</b>		<b>13.3</b>	<b>13.4</b>	<b>12.8</b>	<b>16.7</b>	<b>11.6</b>	<b>13.1</b>	<b>15.9</b>	<b>16.1</b>	<b>15.3</b>	<b>16.3</b>	<b>15.7</b>
<b>MOVEMENT Judge</b>	Vocabulary		57	51	53	54		53	52	55	58	51	54	56	54	52	56	57
	Excellence		96	89	97	93		88	93	98	104	86	95	99	102	100	101	97
	<b>TOTAL</b>		<b>15.3</b>	<b>14.0</b>	<b>15.0</b>	<b>14.7</b>		<b>14.1</b>	<b>14.5</b>	<b>15.3</b>	<b>16.2</b>	<b>13.7</b>	<b>14.9</b>	<b>15.5</b>	<b>15.6</b>	<b>15.2</b>	<b>15.7</b>	<b>15.4</b>
<b>ENSEMBLE Judge</b>	Composition		78	63	68	76		75	71	69	84	65	72	85	82	77	84	79
	Excellence		76	63	66	73		72	69	68	80	65	71	82	83	76	84	77
	<b>TOTAL</b>		<b>15.4</b>	<b>12.6</b>	<b>13.4</b>	<b>14.9</b>		<b>14.7</b>	<b>14.0</b>	<b>13.7</b>	<b>16.4</b>	<b>13.0</b>	<b>14.3</b>	<b>16.7</b>	<b>16.5</b>	<b>15.3</b>	<b>16.8</b>	<b>15.6</b>
<b>GENERAL EFFECT Judge</b>	Repertoire		86	67	70	73		77	72	78	82	68	76	81	85	75	86	79
	Performance		83	65	67	70		75	74	76	80	67	73	79	83	72	84	74
	<b>TOTAL</b>		<b>16.9</b>	<b>13.2</b>	<b>13.7</b>	<b>14.3</b>		<b>15.2</b>	<b>14.6</b>	<b>15.4</b>	<b>16.2</b>	<b>13.5</b>	<b>14.9</b>	<b>16.0</b>	<b>16.8</b>	<b>14.7</b>	<b>17.0</b>	<b>15.3</b>
<b>GENERAL EFFECT Judge</b>	Repertoire		83	66	72	71		76	72	74	84	71	75	83	85	77	81	83
	Performance		81	61	68	67		74	73	72	82	68	73	80	82	75	78	81
	<b>TOTAL</b>		<b>16.4</b>	<b>12.7</b>	<b>14.0</b>	<b>13.8</b>		<b>15.0</b>	<b>14.5</b>	<b>14.6</b>	<b>16.6</b>	<b>13.9</b>	<b>14.8</b>	<b>16.3</b>	<b>16.7</b>	<b>15.2</b>	<b>15.9</b>	<b>16.4</b>
Chief Judge	<b>SUB- TOTAL</b>		<b>79.1</b>	<b>66.3</b>	<b>70.4</b>	<b>72.4</b>		<b>72.3</b>	<b>71.0</b>	<b>71.8</b>	<b>82.1</b>	<b>65.7</b>	<b>72.0</b>	<b>80.4</b>	<b>81.7</b>	<b>75.7</b>	<b>81.7</b>	<b>78.4</b>
Show Coordinator	LESS PENALTIES		0.0	0.0	0.0	0.0		0.0	0.0	0.0	0.0	0.0	0.0	0.0	0.0	0.0	0.0	0.0
Tabulator	<b>FINAL SCORE</b>	<b>0.0</b>	<b>79.1</b>	<b>66.3</b>	<b>70.4</b>	<b>72.4</b>	<b>0.0</b>	<b>72.3</b>	<b>71.0</b>	<b>71.8</b>	<b>82.1</b>	<b>65.7</b>	<b>72.0</b>	<b>80.4</b>	<b>81.7</b>	<b>75.7</b>	<b>81.7</b>	<b>78.4</b>
	<b>PLACEMENT</b>		<b>1</b>	<b>3</b>	<b>2</b>	<b>1</b>		<b>7</b>	<b>10</b>	<b>9</b>	<b>1</b>	<b>11</b>	<b>8</b>	<b>4</b>	<b>2</b>	<b>6</b>	<b>2</b>	<b>5</b>

# TOURNAMENT INDOOR ASSOCIATION

## COLOR GUARD RECAP



Host FIELD OF VIEW @ RIDLEY

Date: 4/21/2012

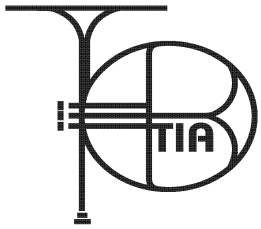
Chapter: 3

		UNIT	EAST SIDE	DIVINE PURPOSE	LIGHT BRIGADE	ARUNDEL	SPRINGFIELD	RADNOR	GARNET VALLEY	PENNSAUKEN	CAB CALLOWAY	AVON GROVE	OWEN J ROBERTS	DANIEL BOONE	GATEWAY REGINOAL	ABINGTON	DELAZURE		
		code	ING	ING	IIG	SIG	SIG	SIG	SIG	SIG	SIG	SIG	SAG	SAG	SAG	SAG	IAG		
<b>EQUIPMENT</b> Judge	Vocabulary		56	48	50	50	53	56	51	62	48	60	57	59	58	61	64		
	Excellence		98	85	82	87	85	90	89	100	75	100	90	100	98	99	106		
	<b>TOTAL</b>		<b>15.4</b>	<b>13.3</b>	<b>13.2</b>	<b>13.7</b>	<b>13.8</b>	<b>14.6</b>	<b>14.0</b>	<b>16.2</b>	<b>12.3</b>	<b>16.0</b>	<b>14.7</b>	<b>15.9</b>	<b>15.6</b>	<b>16.0</b>	<b>17.0</b>		
<b>MOVEMENT</b> Judge	Vocabulary		54	55	54	55	58	54	52	60	50	59	57	58	55	58	62		
	Excellence		100	92	88	89	96	93	91	105	86	102	99	101	103	106	109		
	<b>TOTAL</b>		<b>15.4</b>	<b>14.7</b>	<b>14.2</b>	<b>14.4</b>	<b>15.4</b>	<b>14.7</b>	<b>14.3</b>	<b>16.5</b>	<b>13.6</b>	<b>16.1</b>	<b>15.6</b>	<b>15.9</b>	<b>15.8</b>	<b>16.4</b>	<b>17.1</b>		
<b>ENSEMBLE</b> Judge	Composition		79	67	72	70	82	75	76	85	71	86	80	82	77	84	85		
	Excellence		78	64	69	68	80	74	75	84	71	85	77	80	76	81	81		
	<b>TOTAL</b>		<b>15.7</b>	<b>13.1</b>	<b>14.1</b>	<b>13.8</b>	<b>16.2</b>	<b>14.9</b>	<b>15.1</b>	<b>16.9</b>	<b>14.2</b>	<b>17.1</b>	<b>15.7</b>	<b>16.2</b>	<b>15.3</b>	<b>16.5</b>	<b>16.6</b>		
<b>GENERAL EFFECT</b> Judge	Repertoire		80	68	73	72	80	74	75	83	71	84	81	79	83	84	85		
	Performance		77	64	72	69	79	72	73	80	66	81	76	75	79	80	81		
	<b>TOTAL</b>		<b>15.7</b>	<b>13.2</b>	<b>14.5</b>	<b>14.1</b>	<b>15.9</b>	<b>14.6</b>	<b>14.8</b>	<b>16.3</b>	<b>13.7</b>	<b>16.5</b>	<b>15.7</b>	<b>15.4</b>	<b>16.2</b>	<b>16.4</b>	<b>16.6</b>		
<b>GENERAL EFFECT</b> Judge	Repertoire		80	68	72	74	79	78	77	83	73	83	79	81	82	80	87		
	Performance		78	65	69	71	75	74	74	81	69	80	76	76	78	74	85		
	<b>TOTAL</b>		<b>15.8</b>	<b>13.3</b>	<b>14.1</b>	<b>14.5</b>	<b>15.4</b>	<b>15.2</b>	<b>15.1</b>	<b>16.4</b>	<b>14.2</b>	<b>16.3</b>	<b>15.5</b>	<b>15.7</b>	<b>16.0</b>	<b>15.4</b>	<b>17.2</b>		
Chief Judge	<b>SUB- TOTAL</b>	<b>78.0</b>	<b>67.6</b>	<b>70.1</b>	<b>70.5</b>	<b>76.7</b>	<b>74.0</b>	<b>73.3</b>	<b>82.3</b>	<b>68.0</b>	<b>82.0</b>	<b>77.2</b>	<b>79.1</b>	<b>78.9</b>	<b>80.7</b>	<b>84.5</b>			
Show Coordinator	LESS PENALTIES	0.0	0.0	0.0	0.0	0.0	0.0	0.0	0.0	0.0	0.0	0.0	0.0	0.0	0.0	0.0			
Tabulator	<b>FINAL SCORE</b>	<b>78.0</b>	<b>67.6</b>	<b>0.0</b>	<b>70.1</b>	<b>0.0</b>	<b>70.5</b>	<b>76.7</b>	<b>74.0</b>	<b>73.3</b>	<b>82.3</b>	<b>68.0</b>	<b>82.0</b>	<b>0.0</b>	<b>77.2</b>	<b>79.1</b>	<b>78.9</b>	<b>80.7</b>	<b>84.5</b>
	<b>PLACEMENT</b>	<b>1</b>	<b>2</b>	<b>1</b>	<b>6</b>	<b>3</b>	<b>4</b>	<b>5</b>	<b>1</b>	<b>7</b>	<b>2</b>	<b>4</b>	<b>2</b>	<b>3</b>	<b>1</b>	<b>1</b>			









# TOURNAMENT INDOOR ASSOCIATION

## PERCUSSION ENSEMBLE RECAP

Host FIELD OF VIEW@RIDLEY

Date 4/21/2012

Chapter 3

UNIT

code

		CHICHESTER		EASTERN REGIONAL	KENNETT	PENNCREST		ID APHILLYATED		HADDON HEIGHTS	PERKIOMEN VALLY	OWEN J ROBERTS	CUMBERLAND REGIONAL	WILLIAM PENN	ABINGTON	AVON GROVE		
		SMP		SNP	SNP	SNP		INP		SIP	SIP	SIP	SIP	SIP	SIP	SIP		
<b>VISUAL</b> Judge	Composition	79		84	75	82		83		86	91	84	88	87	89	82		
	Performance Quality	75		81	74	82		78		85	89	84	86	86	87	83		
	<b>TOTAL</b>	<b>15.40</b>		<b>16.50</b>	<b>14.90</b>	<b>16.40</b>		<b>16.10</b>		<b>17.10</b>	<b>18.00</b>	<b>16.80</b>	<b>17.40</b>	<b>17.30</b>	<b>17.60</b>	<b>16.50</b>		
<b>PERFORMANCE ANALYSIS</b> Judge	Composition	80		79	71	83		87		82	91	84	87	86	83	85		
	SUB-TOTAL Multiply by 0.15	12.00		11.85	10.65	12.45		13.05		12.30	13.65	12.60	13.05	12.90	12.45	12.75		
	Performance Quality	78		77	69	80		84		80	89	82	86	84	81	83		
	SUB-TOTAL Multiply by 0.25	19.50		19.25	17.25	20.00		21.00		20.00	22.25	20.50	21.50	21.00	20.25	20.75		
	<b>TOTAL</b>	<b>31.50</b>		<b>31.10</b>	<b>27.90</b>	<b>32.45</b>		<b>34.05</b>		<b>32.30</b>	<b>35.90</b>	<b>33.10</b>	<b>34.55</b>	<b>33.90</b>	<b>32.70</b>	<b>33.50</b>		
<b>GENERAL EFFECT</b> Judge	Music Effect	87		84	82	87		86		86	88	92	87	91	83	89		
	SUB-TOTAL Multiply by 0.20	17.40		16.80	16.40	17.40		17.20		17.20	17.60	18.40	17.40	18.20	16.60	17.80		
	Overall Effect	82		83	81	85		81		85	88	92	86	95	84	84.5		
	SUB-TOTAL Multiply by 0.20	16.40		16.60	16.20	17.00		16.20		17.00	17.60	18.40	17.20	19.00	16.80	16.90		
	<b>TOTAL</b>	<b>33.80</b>		<b>33.40</b>	<b>32.60</b>	<b>34.40</b>		<b>33.40</b>		<b>34.20</b>	<b>35.20</b>	<b>36.80</b>	<b>34.60</b>	<b>37.20</b>	<b>33.40</b>	<b>34.70</b>		
Chief Judge	SUB - TOTAL	<b>80.700</b>		<b>81.000</b>	<b>75.400</b>	<b>83.250</b>		<b>83.550</b>		<b>83.600</b>	<b>89.100</b>	<b>86.700</b>	<b>86.550</b>	<b>88.400</b>	<b>83.700</b>	<b>84.700</b>		
Show Coordinator	LESS PENALTIES	0.0		0.0	1.3	0.0		0.0		0.0	0.0	0.0	0.0	0.0	0.0	0.0		
Tabulator	FINAL SCORE	<b>80.700</b>	<b>0.000</b>	<b>81.000</b>	<b>74.100</b>	<b>83.250</b>	<b>0.000</b>	<b>83.550</b>	<b>0.000</b>	<b>83.600</b>	<b>89.100</b>	<b>86.700</b>	<b>86.550</b>	<b>88.400</b>	<b>83.700</b>	<b>84.700</b>	<b>0.000</b>	<b>0.000</b>
	PLACEMENT	<b>1</b>		<b>2</b>	<b>3</b>	<b>1</b>		<b>1</b>		<b>7</b>	<b>1</b>	<b>3</b>	<b>4</b>	<b>2</b>	<b>6</b>	<b>5</b>		



