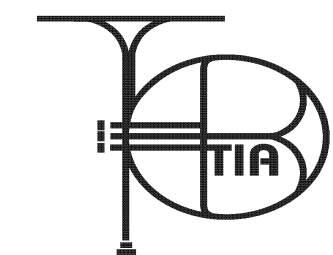


# TOURNAMENT INDOOR ASSOCIATION

## COLOR GUARD RECAP




Host CHAMPIONSHIPS  
 Date: 4/28/2012  
 Chapter: 2

		UNIT	STARCROSS	GOVERNOR	READING	BRANDYWINE	QUAKERTOWN	NAZARETH	BLUE MOUNTAIN	SOUDERTON	STARCROSS	CONRAD WEISER	EMMAUS	DANIEL BOONE	Q PERFORMANCE	CLASSICS	THE GUARD	
		code	ICG	SNG	SNG	SNG	SNG	SNG	SNG	SNG	ING	SIG	SIG	SAG	IAG	IAG	ISG	
<b>EQUIPMENT</b> Judge	Vocabulary			56	61	55	63	62	57	64	60	58	54	60	66	62	61	
	Excellence			102	104	101	112	110	103	113	107	100	93	104	111	106	103	
	<b>TOTAL</b>			<b>15.8</b>	<b>16.5</b>	<b>15.6</b>	<b>17.5</b>	<b>17.2</b>	<b>16.0</b>	<b>17.7</b>	<b>16.7</b>	<b>15.8</b>	<b>14.7</b>	<b>16.4</b>	<b>17.7</b>	<b>16.8</b>	<b>16.4</b>	
<b>MOVEMENT</b> Judge	Vocabulary			53	54	55	62	61	56	59	61	58	59	60	62	66	60	
	Excellence			90	97	95	105	113	100	109	104	113	110	111	112	117	113	
	<b>TOTAL</b>			<b>14.3</b>	<b>15.1</b>	<b>15.0</b>	<b>16.7</b>	<b>17.4</b>	<b>15.6</b>	<b>16.8</b>	<b>16.5</b>	<b>17.1</b>	<b>16.9</b>	<b>17.1</b>	<b>17.4</b>	<b>18.3</b>	<b>17.3</b>	
<b>ENSEMBLE</b> Judge	Composition			74	78	75	79	82	77	75	79	81	80	83	87	85	82	
	Excellence			69	73	71	75	79	73	74	77	76	78	80	87	84	79	
	<b>TOTAL</b>			<b>14.3</b>	<b>15.1</b>	<b>14.6</b>	<b>15.4</b>	<b>16.1</b>	<b>15.0</b>	<b>14.9</b>	<b>15.6</b>	<b>15.7</b>	<b>15.8</b>	<b>16.3</b>	<b>17.4</b>	<b>16.9</b>	<b>16.1</b>	
<b>GENERAL</b> <b>EFFECT</b> Judge	Repertoire			77	79	83	81	85	78	82	84	82	81	83	87	88	87	
	Performance			74	77	80	79	83	75	79	83	80	78	81	85	86	86	
	<b>TOTAL</b>			<b>15.1</b>	<b>15.6</b>	<b>16.3</b>	<b>16.0</b>	<b>16.8</b>	<b>15.3</b>	<b>16.1</b>	<b>16.7</b>	<b>16.2</b>	<b>15.9</b>	<b>16.4</b>	<b>17.2</b>	<b>17.4</b>	<b>17.3</b>	
<b>GENERAL</b> <b>EFFECT</b> Judge	Repertoire			75	74	79	78	84	73	76	79	79	80	82	88	84	80	
	Performance			72	72	76	75	82	70	73	77	77	78	79	87	81	77	
	<b>TOTAL</b>			<b>14.7</b>	<b>14.6</b>	<b>15.5</b>	<b>15.3</b>	<b>16.6</b>	<b>14.3</b>	<b>14.9</b>	<b>15.6</b>	<b>15.6</b>	<b>15.8</b>	<b>16.1</b>	<b>17.5</b>	<b>16.5</b>	<b>15.7</b>	
Chief Judge	<b>SUB- TOTAL</b>			<b>74.2</b>	<b>76.9</b>	<b>77.0</b>	<b>80.9</b>	<b>84.1</b>	<b>76.2</b>	<b>80.4</b>	<b>81.1</b>	<b>80.4</b>	<b>79.1</b>	<b>82.3</b>	<b>87.2</b>	<b>85.9</b>	<b>82.8</b>	
Show Coordinator	LESS PENALTIES			0.0	0.0	0.0	0.0	0.0	0.0	0.0	0.0	0.0	0.0	0.0	0.0	0.0	0.0	
Tabulator	<b>FINAL SCORE</b>			<b>0.0</b>	<b>74.2</b>	<b>76.9</b>	<b>77.0</b>	<b>80.9</b>	<b>84.1</b>	<b>76.2</b>	<b>80.4</b>	<b>81.1</b>	<b>80.4</b>	<b>79.1</b>	<b>82.3</b>	<b>85.9</b>	<b>82.8</b>	<b>0.0</b>
	<b>PLACEMENT</b>			<b>7</b>	<b>5</b>	<b>4</b>	<b>2</b>	<b>1</b>	<b>6</b>	<b>3</b>	<b>1</b>	<b>1</b>	<b>2</b>	<b>1</b>	<b>1</b>	<b>2</b>	<b>1</b>	

EXCELLENT

# TOURNAMENT INDOOR ASSOCIATION

## TWIRLER RECAP



Host CHAMPIONSHIPS

Date: 4/28/2012

Chapter: 2


UNIT

code

		KUTZTOWN ELEMENTARY	SALISBURY	KUTZTOWN		BOYERTOWN LEIGNETTES		NORTHWESTERN LEHIGH	SAUCON VALLEY		KUTZTOWN		ELITE	EAST PENN		REVOLUTION		SALISBURY
		SET	SMT	SMT		INT		SNT	SNT		SAT		IAT	IAT		IWT		SWT
<b>EQUIPMENT</b> Judge	Vocabulary		67	68		56		53	64		61		64	62		58		86
	Excellence		122	120		98		96	105		110		112	113		56		82
	<b>TOTAL</b>		<b>18.9</b>	<b>18.8</b>		<b>15.4</b>		<b>14.9</b>	<b>16.9</b>		<b>17.1</b>		<b>17.6</b>	<b>17.5</b>		<b>11.4</b>		<b>16.8</b>
<b>MOVEMENT</b> Judge	Vocabulary		64	65		57		55	58		55		64	60		64		86
	Excellence		113	111		94		95	104		101		115	107		60		84
	<b>TOTAL</b>		<b>17.7</b>	<b>17.6</b>		<b>15.1</b>		<b>15.0</b>	<b>16.2</b>		<b>15.6</b>		<b>17.9</b>	<b>16.7</b>		<b>12.4</b>		<b>17.0</b>
<b>ENSEMBLE</b> Judge	Composition		85	84		80		76	78		79		83	81		63		87
	Excellence		83	81		75		72	73		74		79	76		58		83
	<b>TOTAL</b>		<b>16.8</b>	<b>16.5</b>		<b>15.5</b>		<b>14.8</b>	<b>15.1</b>		<b>15.3</b>		<b>16.2</b>	<b>15.7</b>		<b>12.1</b>		<b>17.0</b>
<b>GENERAL EFFECT</b> Judge	Repertoire		85	86		75		72	78		82		84	83		70		85
	Performance		82	84		77		74	76		75		80	77		64		83
	<b>TOTAL</b>		<b>16.7</b>	<b>17.0</b>		<b>15.2</b>		<b>14.6</b>	<b>15.4</b>		<b>15.7</b>		<b>16.4</b>	<b>16.0</b>		<b>13.4</b>		<b>16.8</b>
<b>GENERAL EFFECT</b> Judge	Repertoire		83	82		74		73	81		78		87	81		71		88
	Performance		81	79		71		70	77		75		85	77		66		87
	<b>TOTAL</b>		<b>16.4</b>	<b>16.1</b>		<b>14.5</b>		<b>14.3</b>	<b>15.8</b>		<b>15.3</b>		<b>17.2</b>	<b>15.8</b>		<b>13.7</b>		<b>17.5</b>
Chief Judge	<b>SUB- TOTAL</b>		<b>86.5</b>	<b>86.0</b>		<b>75.7</b>		<b>73.6</b>	<b>79.4</b>		<b>79.0</b>		<b>85.3</b>	<b>81.7</b>		<b>63.0</b>		<b>85.1</b>
Show Coordinator	LESS PENALTIES		0.0	0.0		0.0		0.0	0.0		0.0		0.0	0.0		0.0		0.0
Tabulator	<b>FINAL SCORE</b>	<b>0.0</b>	<b>86.5</b>	<b>86.0</b>	<b>0.0</b>	<b>75.7</b>	<b>0.0</b>	<b>73.6</b>	<b>79.4</b>	<b>0.0</b>	<b>79.0</b>	<b>0.0</b>	<b>85.3</b>	<b>81.7</b>	<b>0.0</b>	<b>63.0</b>	<b>0.0</b>	<b>85.1</b>
	<b>PLACEMENT</b>	<b>SUP</b>	<b>1</b>	<b>2</b>		<b>1</b>		<b>2</b>	<b>1</b>		<b>1</b>		<b>1</b>	<b>2</b>		<b>1</b>		<b>1</b>

# TOURNAMENT INDOOR ASSOCIATION

## DANCE RECAP




Host: CHAMPIONSHIPS

Date: 4/28/2012

Chapter: 2

		UNIT	RHYTHM IN MOTION CADET	RHYTHM IN MOTION JR	NAZARETH	KUTZTOWN	RHYTHM IN MOTION SR	PA PERFORMING ARTS	NORTHAMPTON	RHYTHM IN MOTION ENSEMBLE							
		code	ICD	IJD	SND	SND	IAD	IAD	SOD	IOD							
<b>MOVEMENT</b> Judge	Vocabulary			62	55	53	65	64	84	90							
	Excellence			115	104	101	118	115	82	88							
	SUB TOTAL Multiply by 2			17.7	15.9	15.4	18.3	17.9	16.6	17.8							
	<b>TOTAL</b>			<b>35.4</b>	<b>31.8</b>	<b>30.8</b>	<b>36.6</b>	<b>35.8</b>	<b>33.2</b>	<b>35.6</b>							
<b>ENSEMBLE</b> Judge	Composition			83	78	73	89	85	88	87							
	Excellence			81	75	72	87	82	86	85							
	<b>TOTAL</b>			<b>16.4</b>	<b>15.3</b>	<b>14.5</b>	<b>17.6</b>	<b>16.7</b>	<b>17.4</b>	<b>17.2</b>							
<b>GENERAL EFFECT</b> Judge	Repertoire			85	82	78	88	86	80	84							
	Performance			82	81	74	87	83	75	80							
	<b>TOTAL</b>			<b>16.7</b>	<b>16.3</b>	<b>15.2</b>	<b>17.5</b>	<b>16.9</b>	<b>15.5</b>	<b>16.4</b>							
<b>GENERAL EFFECT</b> Judge	Repertoire			85	82	75	89	86	84	85							
	Performance			83	78	72	87	85	82	84							
	<b>TOTAL</b>			<b>16.8</b>	<b>16.0</b>	<b>14.7</b>	<b>17.6</b>	<b>17.1</b>	<b>16.6</b>	<b>16.9</b>							
Chief Judge	SUB TOTAL			<b>85.3</b>	<b>79.4</b>	<b>75.2</b>	<b>89.3</b>	<b>86.5</b>	<b>82.7</b>	<b>86.1</b>							
Show Coordinator	LESS PENALTIES			0.0	0.0	0.0	0.0	0.0	0.0	0.0							
Tabulator	<b>FINAL SCORE</b>		<b>0.0</b>	<b>85.3</b>	<b>0.0</b>	<b>79.4</b>	<b>75.2</b>	<b>0.0</b>	<b>89.3</b>	<b>86.5</b>	<b>0.0</b>	<b>82.7</b>	<b>0.0</b>	<b>86.1</b>	<b>0.0</b>	<b>0.0</b>	<b>0.0</b>
	<b>PLACEMENT</b>	<b>EXC</b>		<b>1</b>	<b>1</b>	<b>2</b>		<b>1</b>	<b>2</b>		<b>1</b>						

EXCELLENT



# TOURNAMENT INDOOR ASSOCIATION

## PERCUSSION ENSEMBLE RECAP

Host CHAMPIONSHIPS

Date 4/28/2012

Chapter 2

UNIT

code

**STARCROSS  
KIDET**

ICP

**EXCELLENT**

**PARKLAND**

SMP

**BRANDYWINE  
HEIGHTS**

SNP

**SOUDERTON**

SIP

**BLUE MOUNTAIN**

SIP

**STARCROSS**

IAP

**WILSON**

SAP

**DANIEL BOONE**

SOP

		ICP	SMP	SNP	SIP	SIP	IAP	SAP	SOP						
<b>VISUAL</b> Judge	Composition		72	83	90	89	88	90	83						
	Performance Quality		70	80	90	84	86	88	81						
	<b>TOTAL</b>		<b>14.20</b>	<b>16.30</b>	<b>18.00</b>	<b>17.30</b>	<b>17.40</b>	<b>17.80</b>	<b>16.40</b>						
<b>PERFORMANCE ANALYSIS</b> Judge	Composition		75	83	91	90	92	88	86						
	SUB-TOTAL Multiply by 0.15		11.25	12.45	13.65	13.50	13.80	13.20	12.90						
	Performance Quality		70	79	90	86	88	83	83						
	SUB-TOTAL Multiply by 0.25		17.50	19.75	22.50	21.50	22.00	20.75	20.75						
	<b>TOTAL</b>		<b>28.75</b>	<b>32.20</b>	<b>36.15</b>	<b>35.00</b>	<b>35.80</b>	<b>33.95</b>	<b>33.65</b>						
<b>GENERAL EFFECT</b> Judge	Music Effect		75	82	93	87	88	90	83						
	SUB-TOTAL Multiply by 0.20		15.00	16.40	18.60	17.40	17.60	18.00	16.60						
	Overall Effect		74	79	92	88	91	88	81						
	SUB-TOTAL Multiply by 0.20		14.80	15.80	18.40	17.60	18.20	17.60	16.20						
	<b>TOTAL</b>		<b>29.80</b>	<b>32.20</b>	<b>37.00</b>	<b>35.00</b>	<b>35.80</b>	<b>35.60</b>	<b>32.80</b>						
Chief Judge	SUB - TOTAL		<b>72.750</b>	<b>80.700</b>	<b>91.150</b>	<b>87.300</b>	<b>89.000</b>	<b>87.350</b>	<b>82.850</b>						
Show Coordinator	LESS PENALTIES		0.0	0.0	0.0	0.0	0.0	0.0	0.0						
Tabulator	FINAL SCORE	<b>0.000</b>	<b>72.750</b>	<b>0.000</b>	<b>80.700</b>	<b>0.000</b>	<b>91.150</b>	<b>87.300</b>	<b>0.000</b>	<b>89.000</b>	<b>0.000</b>	<b>87.350</b>	<b>0.000</b>	<b>82.850</b>	<b>0.000</b>
	PLACEMENT	<b>###</b>	<b>1</b>	<b>1</b>	<b>1</b>	<b>2</b>	<b>1</b>	<b>1</b>	<b>1</b>						







