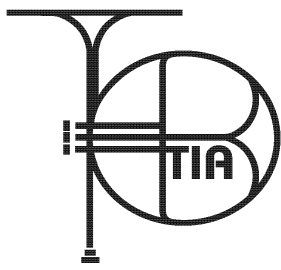


TIA ALL CHAPTER CHAMPIONSHIPS

2012 WEEKEND IN WILDWOOD

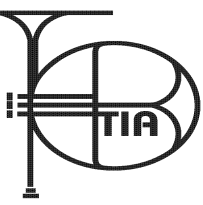


May 3, 2012
DANCE
PRELIMS

		UNIT	CO-MOTION	FAST FORWARD	DANCE FX	PA PERFORMING ARTS	RHYTHM IN MOTION	CAB CALLOWAY	TYRONE	NORTHERN YORK	AVELLA	CENTRAL MOUNTAIN		FUSION XI	RHYTHM IN MOTION	ST MARYS	NORTHAMPTON		RUSSELL'S ALL STARS	NORTHERN YORK
		code	IAD	IAD	IAD	IAD	IAD	SAD	SAD	SAD	SAD	SAD		IOD	IOD	SOD	SOD		IWD	C
MOVEMENT JUDGE	Vocabulary		68	64	62	63	69	62	61	65	67	59		96	90	89	86		78	95
	Excellence		113	111	108	110	115	107	105	112	115	103		94	87	86	83		75	92
	SUB TOTAL		18.1	17.5	17	17.3	18.4	16.9	16.6	17.7	18.2	16.2		19	17.7	17.5	16.9		15.3	18.7
	Multiply by 2 TOTAL		36.2	35	34	34.6	36.8	33.8	33.2	35.4	36.4	32.4		38	35.4	35	33.8		30.6	37.4
ENSEMBLE JUDGE	Composition		88	86	80	87	89	78	79	88	87	87		91	88	86	87		73	94
	Excellence		86	85	76	85	86	74	72	86	84	85		89	86	84	86		68	92
	TOTAL		17.4	17.1	15.6	17.2	17.5	15.2	15.1	17.4	17.1	17.2		18	17.4	17	17.3		14.1	18.6
GENERAL EFFECT JUDGE	Repertoire		88	82	81	85	92	76	82	89	86	84		97	88	87	84		78	93
	Performance		86	78	77	85	89	80	78	88	86	79		97	85	84	82		76	93
	TOTAL		17.4	16	15.8	17	18.1	15.6	16	17.7	17.2	16.3		19.4	17.3	17.1	16.6		15.4	18.6
GENERAL EFFECT JUDGE	Repertoire		88	80	84	85	90	77	83	89	86	87		96	89	87	85		77	93
	Performance		87	82	79	81	89	80	78	89	83	85		97	86	83	81		73	92
	TOTAL		17.5	16.2	16.3	16.6	17.9	15.7	16.1	17.8	16.9	17.2		19.3	17.5	17	16.6		15	18.5
Chief Judge	SUB TOTAL		88.5	84.3	81.7	85.4	90.3	80.3	80.4	88.3	87.6	83.1		94.7	87.6	86.1	84.3		75.1	93.1
Show Coordinator	LESS PENALTIES		0.0	0.0	0.0	0.0	0.0	0.0	0.0	0.0	0.0	0.0		0.0	0.0	0.0	0.0		0.0	0.0
Tabulator	FINAL SCORE		88.5	84.3	81.7	85.4	90.3	80.3	80.4	88.3	87.6	83.1	0.0	94.7	87.6	86.1	84.3	0.0	75.1	93.1
6	PLACEMENT		2	4	5	3	1	5	4	1	2	3		1	2	1	2		1	1

TIA ALL-CHAPTER CHAMPIONSHIPS

2012 WEEKEND IN WILDWOOD



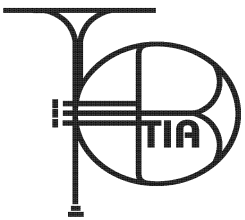
May 3, 2012

SCH. NOVICE GUARD
PRELIMS

ROUND # 1 & # 2

AT MIDDLE TWP. HS.

UNIT		GOVERNOR MIFFLIN	BEDFORD	GLEN BURNIE	CONNELLSVILLE	BRANDYWINE HEIGHTS	PHOENIXVILLE	NAZARETH	ROUND # 2	FOREST HILLS	HUNTINGDON	CLEARVIEW REGIONAL	BLUE MOUNTAIN	READING	RIDLEY	EASTERN REGIONAL	PERKIOMEN VALLEY		
code	ROUND # 1	SNG	SNG	SNG	SNG	SNG	SNG	SNG		SNG	SNG	SNG	SNG	SNG	SNG	SNG	SNG		
EQUIPMENT JUDGE	Vocabulary			52	51	54	56	58	59	62		50	55	52	54	57	60	61	62
	Excellence			95	93	98	99	105	101	106		90	98	94	100	102	97	105	107
	TOTAL			14.7	14.4	15.2	15.5	16.3	16	16.8		14	15.3	14.6	15.4	15.9	15.7	16.6	16.9
MOVEMENT JUDGE	Vocabulary			50	54	55	58	59	61	63		47	52	51	57	56	62	63	65
	Excellence			91	96	93	98	100	104	107		88	92	89	92	99	106	109	111
	TOTAL			14.1	15	14.8	15.6	15.9	16.5	17		13.5	14.4	14	14.9	15.5	16.8	17.2	17.6
ENSEMBLE JUDGE	Composition			73	71	75	78	79	81	80		69	76	77	74	78	82	83	86
	Excellence			67	73	67	73	76	81	77		63	72	73	73	75	77	84	83
	TOTAL			14	14.4	14.2	15.1	15.5	16.2	15.7		13.2	14.8	15	14.7	15.3	15.9	16.7	16.9
GENERAL EFFECT JUDGE	Repertoire			74	75	74	73	78	81	83		69	75	73	75	72	77	84	83
	Performance			71	74	73	75	76	79	81		67	71	70	70	68	76	84	82
	TOTAL			14.5	14.9	14.7	14.8	15.4	16	16.4		13.6	14.6	14.3	14.5	14	15.3	16.8	16.5
GENERAL EFFECT JUDGE	Repertoire			73	74	71	80	77	82	83		68	74	73	73	77	78	85	86
	Performance			67	69	70	77	78	80	82		64	71	69	73	72	76	83	85
	TOTAL			14	14.3	14.1	15.7	15.5	16.2	16.5		13.2	14.5	14.2	14.6	14.9	15.4	16.8	17.1
Chief Judge	SUB- TOTAL			71.3	73.0	73.0	76.7	78.6	80.9	82.4		67.5	73.6	72.1	74.1	75.6	79.1	84.1	85.0
Show Coordinator	LESS PENALTIES			0.0	0.0	0.0	0.0	0.0	0.0	0.0		0.0	0.0	0.0	0.0	0.0	0.0	0.0	0.0
Tabulator	FINAL SCORE	0.0	0.0	71.3	73.0	73.0	76.7	78.6	80.9	82.4	0.0	67.5	73.6	72.1	74.1	75.6	79.1	84.1	85.0
10	PLACEMENT			7	5	5	4	3	2	1		8	6	7	5	4	3	2	1



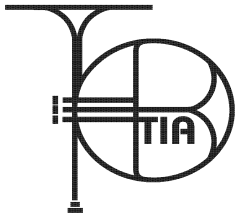
TIA ALL-CHAPTER CHAMPIONSHIP

2012 WEEKEND IN WILDWOOD

May 3, 2012
SCH. NOVICE GUARD
PRELIMS
ROUND # 3

AT MIDDLE TWP. HS.

		UNIT	ROUND # 3	McKEESPORT	HENDERSON	ELK COUNTY CATHOLIC	SOUDERTON	LANCASTER CATHOLIC	SPRINGFIELD	LAKE-LEHMAN	CENTRAL DAUPHIN SD						
code				SNG	SNG	SNG	SNG	SNG	SNG	SNG	SNG						
EQUIPMENT JUDGE	Vocabulary			55	53	59	61	58	60	63	62						
	Excellence			94	97	103	104	103	104	108	105						
	TOTAL			14.9	15	16.2	16.5	16.1	16.4	17.1	16.7						
MOVEMENT JUDGE	Vocabulary			49	47	60	58	62	64	62	60						
	Excellence			89	90	103	99	109	110	107	106						
	TOTAL			13.8	13.7	16.3	15.7	17.1	17.4	16.9	16.6						
ENSEMBLE JUDGE	Composition			72	75	77	79	83	83	85	86						
	Excellence			67	71	75	77	82	83	87	82						
	TOTAL			13.9	14.6	15.2	15.6	16.5	16.6	17.2	16.8						
GENERAL EFFECT JUDGE	Repertoire			76	78	78	80	84	86	87	85						
	Performance			74	74	77	78	82	83	86	82						
	TOTAL			15	15.2	15.5	15.8	16.6	16.9	17.3	16.7						
GENERAL EFFECT JUDGE	Repertoire			76	74	81	83	84	85	86	85						
	Performance			72	73	79	80	82	84	86	85						
	TOTAL			14.8	14.7	16	16.3	16.6	16.9	17.2	17						
Chief Judge George Growcott Show Coordinator	SUB- TOTAL			72.4	73.2	79.2	79.9	82.9	84.2	85.7	83.8						
	LESS PENALTIES			0.0	0.0	0.0	0.0	0.0	0.0	0.0	0.0						
Tabulator	FINAL SCORE	0.0		72.4	73.2	79.2	79.9	82.9	84.2	85.7	83.8	0.0	0.0	0.0	0.0	0.0	0.0
11	PLACEMENT			8	7	6	5	4	2	1	3						

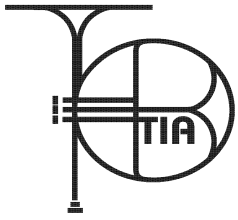


TIA ALL-CHAPTER CHAMPIONSHIPS

2012 WEEKEND IN WILDWOOD

May 3, 2012
 INDEPENDENT A,
 SCHOLASTIC A & OPEN
 PERCUSSION
 PRELIMS

		UNIT	CHESAPEAKE INDOOR PERCUSSION	IMPERIAL DYNASTY	STARCROSS		RAMSEY	HATBORO-HORSHAM	GARNET VALLEY	NORRISTOWN	HIGHLAND REGIONAL	RIDLEY	CENTRAL DAUPHIN SD	LOWER DAUPHIN	PARKLAND		DANIEL BOONE		
		code	IAP	IAP	IAP		SAP	SAP	SAP	SAP	SAP	SAP	SAP	SAP	SAP		SOP		
VISUAL JUDGE	Composition		89	83	87		87	96	86	82	91	94	88	89	93		83		
	Performance Quality		87	82	86		83	94	86	82	89	93	86	88	91		83		
	TOTAL		17.60	16.50	17.3		17	19	17.2	16.4	18	18.7	17.4	17.7	18.4		16.6		
PERFORMANCE ANALYSIS JUDGE	Composition		92	86	90		78	93	87	84	88	91	89	87.5	90		83		
	SUB-TOTAL Multiply by 0.15		13.80	12.90	13.50		11.70	13.95	13.05	12.60	13.20	13.65	13.35	13.13	13.50		12.45		
	Performance Quality		92	83	90		82	93	85	84	87	91	89	86	90		81		
	SUB-TOTAL Multiply by 0.25		23.00	20.75	22.50		20.50	23.25	21.25	21.00	21.75	22.75	22.25	21.50	22.50		20.25		
	TOTAL		36.80	33.65	36.00		32.20	37.20	34.30	33.60	34.95	36.40	35.60	34.63	36.00		32.70		
GENERAL EFFECT JUDGE	Music Effect		88	84	85		82	92	84	81	87	94	89	83	91		83		
	SUB-TOTAL Multiply by 0.20		17.60	16.8	17		16.4	18.4	16.8	16.2	17.4	18.8	17.8	16.6	18.2		16.6		
	Overall Effect		91	86	88		83	93	86	81	88	94.5	90	84	91		84		
	SUB-TOTAL Multiply by 0.20		18.20	17.2	17.6		16.6	18.6	17.2	16.2	17.6	18.9	18	16.8	18.2		16.8		
	TOTAL		35.80	34.00	34.60		33.00	37.00	34.00	32.40	35.00	37.70	35.80	33.40	36.40		33.40		
Chief Judge	SUB - TOTAL	90.200	84.150	87.900		82.200	93.200	85.500	82.400	87.950	92.800	88.800	85.725	90.800		82.700			
Show Coordinator	LESS PENALTIES	0.0	0.0	0.0		0.0	0.0	0.0	0.0	0.0	0.0	0.0	0.0	0.0		0.0			
Tabulator	FINAL SCORE	90.200	84.150	87.900	0.000	82.200	93.200	85.500	82.400	87.950	92.800	88.800	85.725	90.800	0.000	82.700	0.000	0.000	
5	PLACEMENT	1	3	2		9	1	7	8	5	2	4	6	3		1			



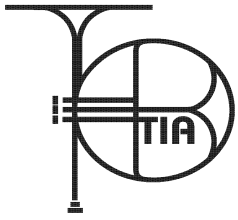
TIA ALL-CHAPTER CHAMPIONSHIPS

2012 WEEKEND IN WILDWOOD

May 3, 2012
SCHOLASTIC
INTERMEDIATE RD 2 & 3
PERCUSSION
PRELIMS

ROUND 2
code

		ELKINS	CAB CALLOWAY	SOUTHERN REGIONAL	ST MARYS	CUMBERLAND VALLEY	LAKE-LEHMAN	PERKIOMEN VALLEY	WILLIAMSTOWN	ROUND 3	EDISON	DUBOIS	BLUE MOUNTAIN	COLLINGSWOOD	AVON GROVE	SOUTHERN TIOGA	HEMPFIELD	SOUDERTON
		SIP	SIP	SIP	SIP	SIP	SIP	SIP	SIP		SIP	SIP	SIP	SIP	SIP	SIP	SIP	SIP
VISUAL JUDGE	Composition	78	85	90	89	94	88	91	86		89	83	88	87.5	86	91	90.5	89
	Performance Quality	78	86	89	87	91	85	88	89		88	85	84	88	85	90	88	91
	TOTAL	15.60	17.10	17.9	17.6	18.5	17.3	17.9	17.5		17.7	16.8	17.2	17.55	17.1	18.1	17.85	18
PERFORMANCE ANALYSIS JUDGE	Composition	82	90	92	85	91	87	94	96		86	81	88	84	89	92	94	95
	SUB-TOTAL Multiply by 0.15	12.30	13.50	13.80	12.75	13.65	13.05	14.10	14.40		12.90	12.15	13.20	12.60	13.35	13.80	14.10	14.25
	Performance Quality	78	88	90	82	89	85	93	95		84	80	85	82	88	87	91	93
	SUB-TOTAL Multiply by 0.25	19.50	22.00	22.50	20.50	22.25	21.25	23.25	23.75		21.00	20.00	21.25	20.50	22.00	21.75	22.75	23.25
	TOTAL	31.80	35.50	36.30	33.25	35.90	34.30	37.35	38.15		33.90	32.15	34.45	33.10	35.35	35.55	36.85	37.50
GENERAL EFFECT JUDGE	Music Effect	80	87	89	83	91	88	94	95		86	82	90	85	89	88	92	93
	SUB-TOTAL Multiply by 0.20	16.00	17.4	17.8	16.6	18.2	17.6	18.8	19		17.2	16.4	18	17	17.8	17.6	18.4	18.6
	Overall Effect	78	83	84	85	93	87	92	92.5		85	82	91.5	83.5	91	88	92.5	92
	SUB-TOTAL Multiply by 0.20	15.60	16.6	16.8	17	18.6	17.4	18.4	18.5		17	16.4	18.3	16.7	18.2	17.6	18.5	18.4
	TOTAL	31.60	34.00	34.60	33.60	36.80	35.00	37.20	37.50		34.20	32.80	36.30	33.70	36.00	35.20	36.90	37.00
Chief Judge	SUB - TOTAL	79.000	86.600	88.800	84.450	91.200	86.600	92.450	93.150		85.800	81.750	87.950	84.350	88.450	88.850	91.600	92.500
Show Coordinator	LESS PENALTIES	0.0	0.0	0.0	0.0	0.0	0.0	0.0	0.0		0.0	0.0	0.0	0.0	0.0	0.0	0.0	0.0
Tabulator	FINAL SCORE	79.000	86.600	88.800	84.450	91.200	86.600	92.450	93.150	0.000	85.800	81.750	87.950	84.350	88.450	88.850	91.600	92.500
4	PLACEMENT	8	5	4	7	3	5	2	1		6	8	5	7	4	3	2	1



TIA ALL-CHAPTER CHAMPIONSHIPS

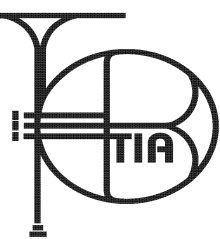
2012 WEEKEND IN WILDWOOD

May 3, 2012
INDEP. & SCHOLASTIC
NOVICE PRELIMS

		UNIT																
		APPALACHIAN THUNDER	PITTSBURGH PERCUSSION	ID aPHILLYated		HOMER-CENTER	CONNELLSVILLE	ELIZABETH FORWARD	ELK COUNTY CATHOLIC	GLEN BURNIE	TRINITY	WYOMING AREA	MOUNT UNION	BRANDYWINE HEIGHTS	WESTMONT-HILLTOP	BALD EAGLE AREA	EASTERN REGIONAL	
code		INP	INP	INP		SNP	SNP	SNP	SNP	SNP	SNP	SNP	SNP	SNP	SNP	SNP	SNP	
VISUAL JUDGE	Composition	75	88	81		69	68	74	82	80	83	93	84	81	85	82	86	
	Performance Quality	70	89	78		65	63	68	82	78	80	92	82	79	80	79.5	83	
	TOTAL	14.50	17.70	15.9		13.4	13.1	14.2	16.4	15.8	16.3	18.5	16.6	16	16.5	16.15	16.9	
PERFORMANCE ANALYSIS JUDGE	Composition	76	82	79		75	74	74.5	77	76	75.5	92	81	78	85	83	85.5	
	SUB-TOTAL Multiply by 0.15	11.40	12.30	11.85		11.25	11.10	11.18	11.55	11.40	11.33	13.80	12.15	11.70	12.75	12.45	12.83	
	Performance Quality	72	80	78		72	71	70	75	74	73	90	80	76	83	81	82	
	SUB-TOTAL Multiply by 0.25	18.00	20.00	19.50		18.00	17.75	17.50	18.75	18.50	18.25	22.50	20.00	19.00	20.75	20.25	20.50	
	TOTAL	29.40	32.30	31.35		29.25	28.85	28.68	30.30	29.90	29.58	36.30	32.15	30.70	33.50	32.70	33.33	
GENERAL EFFECT JUDGE	Music Effect	80	92	79		76	75	80	86	89	82	93	87	79	94	85	90	
	SUB-TOTAL Multiply by 0.20	16.00	18.4	15.8		15.2	15	16	17.2	17.8	16.4	18.6	17.4	15.8	18.8	17	18	
	Overall Effect	78	90	77		74	78	82	84	87	83	92	85	81	93	83.5	91	
	SUB-TOTAL Multiply by 0.20	15.60	18	15.4		14.8	15.6	16.4	16.8	17.4	16.6	18.4	17	16.2	18.6	16.7	18.2	
	TOTAL	31.60	36.40	31.20		30.00	30.60	32.40	34.00	35.20	33.00	37.00	34.40	32.00	37.40	33.70	36.20	
Chief Judge	SUB - TOTAL	75.500	86.400	78.450		72.650	72.550	75.275	80.700	80.900	78.875	91.800	83.150	78.700	87.400	82.550	86.425	
Show Coordinator	LESS PENALTIES	0.0	0.0	0.0		0.0	0.0	0.0	0.0	0.0	0.0	0.0	0.0	0.0	0.0	0.0	0.0	
Tabulator	FINAL SCORE	75.500	86.400	78.450	0.000	72.650	72.550	75.275	80.700	80.900	78.875	91.800	83.150	78.700	87.400	82.550	86.425	0.000
2	PLACEMENT	3	1	2		11	12	10	7	6	8	1	4	9	2	5	3	

TIA ALL-CHAPTER CHAMPIONSHIPS

2012 WEEKEND IN WILDWOOD



May 3, 2012
NOVICE TWIRLERS
PRELIMS

MIDDLE TWP.

		UNIT	STARLITES	EXQUISITE	DANCE FX	BOYTOWN LEGIIONETTES	WOLF'S TWIRLERS		LENDALE	FORST HILLS	NORTHWESTERN LEHIGH	BLAIRVILLE	SAUCON VALLEY	CDSD SILHOUETTES				
		code	INT	INT	INT	INT	INT		SNT	SNT	SNT	SNT	SNT	SNT				
EQUIPMENT JUDGE	Vocabulary		56	60	62	61	59		54	57	60	59	66	65				
	Excellence		94	93	104	98	96		86	94	96	95	106	108				
	TOTAL		15	15.3	16.6	15.9	15.5		14	15.1	15.6	15.4	17.2	17.3				
MOVEMENT JUDGE	Vocabulary		51	53	61	58	56		53	50	57	55	59	60				
	Excellence		94	97	111	99	96		96	90	98	97	106	104				
	TOTAL		14.5	15	17.2	15.7	15.2		14.9	14	15.5	15.2	16.5	16.4				
ENSEMBLE JUDGE	Composition		73	79	84	80	77		67	74	78	81	75	83				
	Excellence		70	77	82	78	73		63	71	76	79	72	81				
	TOTAL		14.3	15.6	16.6	15.8	15		13	14.5	15.4	16	14.7	16.4				
GENERAL EFFECT JUDGE	Repertoire		75	79	77	78	81		75	77	76	78	81	82				
	Performance		72	74	75	77	80		71	73	75	74	77	80				
	TOTAL		14.7	15.3	15.2	15.5	16.1		14.6	15	15.1	15.2	15.8	16.2				
GENERAL EFFECT JUDGE	Repertoire		75	78	81	78	79		73	72	73	75	80	82				
	Performance		74	73	78	75	77		70	69	69	72	78	81				
	TOTAL		14.9	15.1	15.9	15.3	15.6		14.3	14.1	14.2	14.7	15.8	16.3				
Chief Judge	SUB- TOTAL		73.4	76.3	81.5	78.2	77.4		70.8	72.7	75.8	76.5	80.0	82.6				
Show Coordinator	LESS PENALTIES		0.0	0.0	0.0	0.0	0.0		0.0	0.0	0.0	0.0	0.0	0.0				
Tabulator	FINAL SCORE		73.4	76.3	81.5	78.2	77.4	0.0	70.8	72.7	75.8	76.5	80.0	82.6	0.0	0.0	0.0	0.0
9	PLACEMENT		5	4	1	2	3		6	5	4	3	2	1				

TIA ALL-CHAPTER CHAMPIONSHIPS

2012 WEEKEND IN WILDWOOD

**May 3, 2012
A-O-W-TWIRLER
PRELIMS**

		UNIT																
		code	KIDNETIX TNT TWIRLERS	EAST PENN	ELITE	WOLFS TWIRLERS	BLAIRSVILLE	SALTSBURG	TYRONE	BALD EAGLE AREA	KUTZTOWN	ELIZABETH FORWARD	SENSATIONS	WINDBER	CENTRAL MOUNTAIN	RUSSELL'S ALL STARS	PENN STATE ELEGANCE	REVOLUTION TWIRLERS
EQUIPMENT JUDGE	Vocabulary	60	58	63	61	58	60	62	65	63	64	80	74	75	88	70	68	87
	Excellence	95	93	98	97	94	96	98	102	100	97	76	70	72	84	67	65	83
	TOTAL	15.5	15.1	16.1	15.8	15.2	15.6	16	16.7	16.3	16.1	15.6	14.4	14.7	17.2	13.7	13.3	17
MOVEMENT JUDGE	Vocabulary	64	60	67	65	57	60	58	65	59	64	82	81	74	84	76	66	88
	Excellence	104	100	110	105	98	96	95	104	103	99	81	78	70	80	73	63	86
	TOTAL	16.8	16	17.7	17	15.5	15.6	15.3	16.9	16.2	16.3	16.3	15.9	14.4	16.4	14.9	12.9	17.4
ENSEMBLE JUDGE	Composition	85	80	86	82	76	77	81	92	80	83	79	83	73	88	69	64	88
	Excellence	82	75	84	80	72	74	79	89	77	80	75	79	69	85	66	59	85
	TOTAL	16.7	15.5	17	16.2	14.8	15.1	16	18.1	15.7	16.3	15.4	16.2	14.2	17.3	13.5	12.3	17.3
GENERAL EFFECT JUDGE	Repertoire	82	76	88	87	75	73	80	95	85	84	77	86	84	86	74	73	88
	Performance	80	72	88	86	74	72	75	92	82	80	74	84	81	86	71	70	85
	TOTAL	16.2	14.8	17.6	17.3	14.9	14.5	15.5	18.7	16.7	16.4	15.1	17	16.5	17.2	14.5	14.3	17.3
GENERAL EFFECT JUDGE	Repertoire	85	83	90	84	76	77	81	94	82	84	84	86	80	86	76	78	90
	Performance	83	79	88	80	75	73	78	91	79	78	80	82	77	83	75	76	89
	TOTAL	16.8	16.2	17.8	16.4	15.1	15	15.9	18.5	16.1	16.2	16.4	16.8	15.7	16.9	15.1	15.4	17.9
Chief Judge	SUB- TOTAL	82.0	77.6	86.2	82.7	75.5	75.8	78.7	88.9	81.0	81.3	78.8	80.3	75.5	85.0	71.7	68.2	86.9
Show Coordinator	LESS PENALTIES	0.0	0.0	0.0	0.0	0.0	0.0	0.0	0.0	0.0	0.0	1.0	0.0	0.0	0.0	0.0	0.0	0.0
Tabulator Mike Briody	FINAL SCORE	82.0	77.6	86.2	82.7	75.5	75.8	78.7	88.9	81.0	81.3	77.8	80.3	75.5	85.0	71.7	68.2	86.9
7	PLACEMENT	3	4	1	2	6	5	4	1	3	2	1	1	2	1	2	3	1