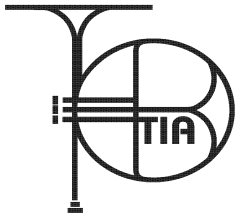


May 5, 2012  
DANCE  
FINALS

TIA ALL CHAPTER CHAMPIONSHIPS

2012WEEKEND IN WILDWOOD

		UNIT																	
		KUTZTOWN	NAZARETH	STARLITES	LIGHT BRIGADE	CENTRAL MOUNTAIN	AVELLA	NORTHERN YORK	PA PERFORMING ARTS	CO-MOTION	RHYTHM IN MOTION	NORTHAMPTON	ST. MARYS	RHYTHM IN MOTION	FUSION XI	NORTHERN YORK	RUSSELL'S ALL STARS		
code		SND	SND	IND	IND	SAD	SAD	SAD	IAD	IAD	IAD	SOD	SOD	IOD	IOD	SWD	IWD		
MOVEMENT JUDGE	Vocabulary	55	60	58	59	60	65	64	65	67	68	85	90	93	95	94	80		
	Excellence	100	102	99	104	105	111	109	110	115	118	81	90	92	95	94	78		
	SUB TOTAL Multiply by 2	15.5	16.2	15.7	16.3	16.5	17.6	17.3	17.5	18.2	18.6	16.6	18	18.5	19	18.8	15.8		
	<b>TOTAL</b>	<b>31</b>	<b>32.4</b>	<b>31.4</b>	<b>32.6</b>	<b>33</b>	<b>35.2</b>	<b>34.6</b>	<b>35</b>	<b>36.4</b>	<b>37.2</b>	<b>33.2</b>	<b>36</b>	<b>37</b>	<b>38</b>	<b>37.6</b>	<b>31.6</b>		
ENSEMBLE JUDGE	Composition	77	81	78	79	85	88	90	87	91	90	83	87	90	97	95	80		
	Excellence	76	82	79	81	87	90	91	87	93	89	85	88	90	98	96	78		
	<b>TOTAL</b>	<b>15.3</b>	<b>16.3</b>	<b>15.7</b>	<b>16</b>	<b>17.2</b>	<b>17.8</b>	<b>18.1</b>	<b>17.4</b>	<b>18.4</b>	<b>17.9</b>	<b>16.8</b>	<b>17.5</b>	<b>18</b>	<b>19.5</b>	<b>19.1</b>	<b>15.8</b>		
GENERAL EFFECT JUDGE	Repertoire	76	82	77	79	85	87	89	86	88	89	85	87	88	98	94	79		
	Performance	74	81	75	78	84	86	89	84	87	88	83	86	87	98	95	76		
	<b>TOTAL</b>	<b>15</b>	<b>16.3</b>	<b>15.2</b>	<b>15.7</b>	<b>16.9</b>	<b>17.3</b>	<b>17.8</b>	<b>17</b>	<b>17.5</b>	<b>17.7</b>	<b>16.8</b>	<b>17.3</b>	<b>17.5</b>	<b>19.6</b>	<b>18.9</b>	<b>15.5</b>		
GENERAL EFFECT JUDGE	Repertoire	77	82	80	78	88	86	89	85	90	89	85	87	92	97	92	79		
	Performance	76	82	78	82	87	85	91	83	91	90	82	85	90	98	94	76		
	<b>TOTAL</b>	<b>15.3</b>	<b>16.4</b>	<b>15.8</b>	<b>16</b>	<b>17.5</b>	<b>17.1</b>	<b>18</b>	<b>16.8</b>	<b>18.1</b>	<b>17.9</b>	<b>16.7</b>	<b>17.2</b>	<b>18.2</b>	<b>19.5</b>	<b>18.6</b>	<b>15.5</b>		
Chief Judge	SUB TOTAL	76.6	81.4	78.1	80.3	84.6	87.4	88.5	86.2	90.4	90.7	83.5	88.0	90.7	96.6	94.2	78.4		
Show Coordinator	LESS PENALTIES	0.0	0.0	0.0	0.0	0.0	0.0	0.0	0.0	0.0	0.0	0.0	0.0	0.0	0.0	0.0	0.0		
Tabulator	<b>FINAL SCORE</b>	<b>76.6</b>	<b>81.4</b>	<b>78.1</b>	<b>80.3</b>	<b>84.6</b>	<b>87.4</b>	<b>88.5</b>	<b>86.2</b>	<b>90.4</b>	<b>90.7</b>	<b>83.5</b>	<b>88.0</b>	<b>90.7</b>	<b>96.6</b>	<b>94.2</b>	<b>78.4</b>	<b>0.0</b>	<b>0.0</b>
22	<b>PLACEMENT</b>	<b>2</b>	<b>1</b>	<b>2</b>	<b>1</b>	<b>3</b>	<b>2</b>	<b>1</b>	<b>3</b>	<b>2</b>	<b>1</b>	<b>2</b>	<b>1</b>	<b>2</b>	<b>1</b>	<b>1</b>	<b>1</b>		

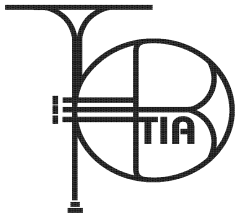


# TIA ALL-CHAPTER CHAMPIONSHIPS

## 2012 WEEKEND IN WILDWOOD

May 5, 2012  
 SCHOLASTIC & INDEP.  
 INTERMEDIATE  
 PERCUSSION  
 FINALS

		UNIT	ABINGTON	BLUE MOUNTAIN	AVON GROVE	SOUTHERN REGIONAL	SOUTHERN TIOGA	CUMBERLAND VALLEY	OWEN J. ROBERTS	HEMPFIELD	PERKIOMEN VALLEY	WILLIAM PENN	SOUDERTON	WILLIAMSTOWN	CUMBERLAND REGIONAL	PHOENIX			
		code	SIP	SIP	SIP	SIP	SIP	SIP	SIP	SIP	SIP	SIP	SIP	SIP	SIP		IIP		
VISUAL JUDGE	Composition		87	84	85	83	86	94	82.5	92	99	82	90	97	83.5		81		
	Performance Quality		84	86	82	83	84.5	90	82	89	98.5	81	92	97	81.5		80		
	<b>TOTAL</b>		<b>17.10</b>	<b>17.00</b>	<b>16.7</b>	<b>16.6</b>	<b>17.05</b>	<b>18.4</b>	<b>16.45</b>	<b>18.1</b>	<b>19.75</b>	<b>16.3</b>	<b>18.2</b>	<b>19.4</b>	<b>16.5</b>		<b>16.1</b>		
PERFORMANCE ANALYSIS JUDGE	Composition		85	87	88.5	94	91.5	92.5	86	93	98	90.5	97	99	92		86		
	SUB-TOTAL Multiply by 0.15		12.75	13.05	13.28	14.10	13.73	13.88	12.90	13.95	14.70	13.58	14.55	14.85	13.80		12.90		
	Performance Quality		82	85	88	93	90	91	87	92	98	90.5	97	99	92.5		84		
	SUB-TOTAL Multiply by 0.25		20.50	21.25	22.00	23.25	22.50	22.75	21.75	23.00	24.50	22.63	24.25	24.75	23.13		21.00		
	<b>TOTAL</b>		<b>33.25</b>	<b>34.30</b>	<b>35.28</b>	<b>37.35</b>	<b>36.23</b>	<b>36.63</b>	<b>34.65</b>	<b>36.95</b>	<b>39.20</b>	<b>36.20</b>	<b>38.80</b>	<b>39.60</b>	<b>36.93</b>		<b>33.90</b>		
GENERAL EFFECT JUDGE	Music Effect		85	84	88	87	84	89	91	92	97	90	95	98	93		83		
	SUB-TOTAL Multiply by 0.20		17.00	16.8	17.6	17.4	16.8	17.8	18.2	18.4	19.4	18	19	19.6	18.6		16.6		
	Overall Effect		86	88	85	90	84	89	92	93	97	91	94	98	93.5		82		
	SUB-TOTAL Multiply by 0.20		17.20	17.6	17	18	16.8	17.8	18.4	18.6	19.4	18.2	18.8	19.6	18.7		16.4		
	<b>TOTAL</b>		<b>34.20</b>	<b>34.40</b>	<b>34.60</b>	<b>35.40</b>	<b>33.60</b>	<b>35.60</b>	<b>36.60</b>	<b>37.00</b>	<b>38.80</b>	<b>36.20</b>	<b>37.80</b>	<b>39.20</b>	<b>37.30</b>		<b>33.00</b>		
Chief Judge	SUB - TOTAL	<b>84.550</b>	<b>85.700</b>	<b>86.575</b>	<b>89.350</b>	<b>86.875</b>	<b>90.625</b>	<b>87.700</b>	<b>92.050</b>	<b>97.750</b>	<b>88.700</b>	<b>94.800</b>	<b>98.200</b>	<b>90.725</b>		<b>83.000</b>			
Show Coordinator	LESS PENALTIES	0.0	0.0	0.0	0.0	0.0	0.0	0.0	0.0	0.0	0.0	0.0	0.0	0.0		0.0			
Tabulator	FINAL SCORE	<b>84.550</b>	<b>85.700</b>	<b>86.575</b>	<b>89.350</b>	<b>86.875</b>	<b>90.625</b>	<b>87.700</b>	<b>92.050</b>	<b>97.750</b>	<b>88.700</b>	<b>94.800</b>	<b>98.200</b>	<b>90.725</b>	<b>0.000</b>	<b>83.000</b>	<b>0.000</b>	<b>0.000</b>	
27	PLACEMENT	<b>13</b>	<b>12</b>	<b>11</b>	<b>7</b>	<b>10</b>	<b>6</b>	<b>9</b>	<b>4</b>	<b>2</b>	<b>8</b>	<b>3</b>	<b>1</b>	<b>5</b>		<b>1</b>			

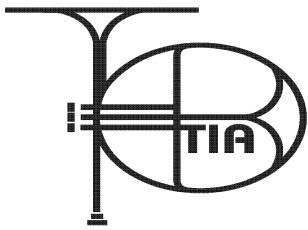


# TIA ALL-CHAPTER CHAMPIONSHIPS

## 2012 WEEKEND IN WILDWOOD

May 3, 2012  
A & OPEN  
PERCUSSION  
FINALS

		LOWER DAUPHIN	HIGHLAND	CENTRAL DAUPHIN SCHOOL DISTRICT	PARKLAND	RIDLEY	HATBORO-HORSHAM		IMPERIAL DYNASTY	STARCROSS	CHESAPEAKE		DANIEL BOONE				
		SAP	SAP	SAP	SAP	SAP	SAP		IAP	IAP	IAP		SOP				
VISUAL JUDGE	Composition	89	90	87	93	96	95		86	87	90		89				
	Performance Quality	86	88	84	91	93	95		83	87	86		86				
	<b>TOTAL</b>	<b>17.50</b>	<b>17.80</b>	<b>17.1</b>	<b>18.4</b>	<b>18.9</b>	<b>19</b>		<b>16.9</b>	<b>17.4</b>	<b>17.6</b>		<b>17.5</b>				
PERFORMANCE ANALYSIS JUDGE	Composition	88	89	91	92	94	95		88	91	93		84				
	SUB-TOTAL Multiply by 0.15	13.20	13.35	13.65	13.80	14.10	14.25		13.20	13.65	13.95		12.60				
	Performance Quality	87	85	90	92	94	95		86	90	92		83				
	SUB-TOTAL Multiply by 0.25	21.75	21.25	22.50	23.00	23.50	23.75		21.50	22.50	23.00		20.75				
	<b>TOTAL</b>	<b>34.95</b>	<b>34.60</b>	<b>36.15</b>	<b>36.80</b>	<b>37.60</b>	<b>38.00</b>		<b>34.70</b>	<b>36.15</b>	<b>36.95</b>		<b>33.35</b>				
GENERAL EFFECT JUDGE	Music Effect	89	90	92	94	95	96		87	88	91		82				
	SUB-TOTAL Multiply by 0.20	17.80	18	18.4	18.8	19	19.2		17.4	17.6	18.2		16.4				
	Overall Effect	87	89	90	93	95.5	94		85	89	92		84				
	SUB-TOTAL Multiply by 0.20	17.40	17.8	18	18.6	19.1	18.8		17	17.8	18.4		16.8				
	<b>TOTAL</b>	<b>35.20</b>	<b>35.80</b>	<b>36.40</b>	<b>37.40</b>	<b>38.10</b>	<b>38.00</b>		<b>34.40</b>	<b>35.40</b>	<b>36.60</b>		<b>33.20</b>				
Chief Judge	SUB - TOTAL	<b>87.650</b>	<b>88.200</b>	<b>89.650</b>	<b>92.600</b>	<b>94.600</b>	<b>95.000</b>		<b>86.000</b>	<b>88.950</b>	<b>91.150</b>		<b>84.050</b>				
Show Coordinator	LESS PENALTIES	0.0	0.0	0.0	0.0	0.0	0.0		0.0	0.0	0.0		0.0				
Tabulator	FINAL SCORE	<b>87.650</b>	<b>88.200</b>	<b>89.650</b>	<b>92.600</b>	<b>94.600</b>	<b>95.000</b>	<b>0.000</b>	<b>86.000</b>	<b>88.950</b>	<b>91.150</b>	<b>0.000</b>	<b>84.050</b>	<b>0.000</b>	<b>0.000</b>	<b>0.000</b>	<b>0.000</b>
28	PLACEMENT	<b>6</b>	<b>5</b>	<b>4</b>	<b>3</b>	<b>2</b>	<b>1</b>		<b>3</b>	<b>2</b>	<b>1</b>		<b>1</b>				

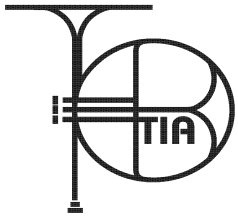


# TIA ALL-CHAPTER CHAMPIONSHIPS

## 2012 WEEKEND IN WILDWOOD

May 5, 2012  
STATIONARY  
FINALS

		UNIT													
		MOUNT UNION MS	WYOMING AREA		READING	GOVERNOR MIFFLIN	MIDDLE TOWNSHIP	DELAWARE VALLEY						TRITON	
code		SMS	SMS		SAS	SAS	SAS	SAS						SOS	
<b>PERFORMANCE</b>	Composition	84	88		85	86	83	98						91	
	JUDGE														
	SUB-TOTAL	16.80	17.60		17.00	17.20	16.60	19.60						18.20	
	Multiply by 0.20														
	Performance Quality	82	85		83	81	80	97						89	
JUDGE															
SUB-TOTAL	24.60	25.50		24.90	24.30	24.00	29.10						26.70		
Multiply by 0.30															
<b>TOTAL</b>	<b>41.40</b>	<b>43.10</b>		<b>41.90</b>	<b>41.50</b>	<b>40.60</b>	<b>48.70</b>						<b>44.90</b>		
<b>ARTISTRY</b>	Program	84	89		87	89	91	97						85	
	JUDGE														
	SUB-TOTAL	16.80	17.80		17.40	17.80	18.20	19.40						17.00	
	Multiply by 0.20														
	Fulfillment	82	87		83	85	91	97						84	
JUDGE															
SUB-TOTAL	24.60	26.10		24.90	25.50	27.30	29.10						25.20		
Multiply by 0.30															
<b>TOTAL</b>	<b>41.40</b>	<b>43.90</b>		<b>42.30</b>	<b>43.30</b>	<b>45.50</b>	<b>48.50</b>						<b>42.20</b>		
Chief Judge	SUB - TOTAL	<b>82.800</b>	<b>87.000</b>		<b>84.200</b>	<b>84.800</b>	<b>86.100</b>	<b>97.200</b>					<b>87.100</b>		
Show Coordinator	LESS PENALTIES	0.0	0.0		0.0	0.0	0.0	0.0					0.7		
Tabulator	<b>FINAL SCORE</b>	<b>82.800</b>	<b>87.000</b>	<b>0.000</b>	<b>84.200</b>	<b>84.800</b>	<b>86.100</b>	<b>97.200</b>	<b>0.000</b>	<b>86.400</b>	<b>0.000</b>	<b>0.000</b>	<b>0.000</b>	<b>0.000</b>	<b>0.000</b>
25	PLACEMENT	2	1		4	3	2	1		1					



# TIA ALL-CHAPTER CHAMPIONSHIPS

## 2012 WEEKEND IN WILDWOOD

May 5, 2012  
ELEM, MIDDLE, & NOVICE  
FINALS

		UNIT	LAKE LEHMAN	LOWER DAUPHIN MS	ELK COUNTY CATHOLIC	GLEN BURNIE	BALD EAGLE AREA	MOUNT UNION	EASTERN REGIONAL	WESTMONT-HILLTOP	WYOMING AREA	APPALACHIN THURDER	PITTSBURGH PERCUSSION	ID aPHILLYated				
		code	SEP	SMP	SNP	SNP	SNP	SNP	SNP	SNP	SNP	INP	INP	INP				
VISUAL JUDGE	Composition			82	83	80	85	84	86	87	98	76	92	82				
	Performance Quality			81	81	78	82	81.5	84	85	97	71	89	78				
	<b>TOTAL</b>			<b>16.3</b>	<b>16.4</b>	<b>15.8</b>	<b>16.7</b>	<b>16.55</b>	<b>17</b>	<b>17.2</b>	<b>19.5</b>	<b>14.7</b>	<b>18.1</b>	<b>16</b>				
PERFORMANCE ANALYSIS JUDGE	Composition			81	78	80	83	81	92	97	98.5	77	84	87				
	SUB-TOTAL Multiply by 0.15			12.15	11.70	12.00	12.45	12.15	13.80	14.55	14.78	11.55	12.60	13.05				
	Performance Quality			80	76	77	81	80	90	97	98.5	74	82	85				
	SUB-TOTAL Multiply by 0.25			20.00	19.00	19.25	20.25	20.00	22.50	24.25	24.63	18.50	20.50	21.25				
	<b>TOTAL</b>			<b>32.15</b>	<b>30.70</b>	<b>31.25</b>	<b>32.70</b>	<b>32.15</b>	<b>36.30</b>	<b>38.80</b>	<b>39.40</b>	<b>30.05</b>	<b>33.10</b>	<b>34.30</b>				
GENERAL EFFECT JUDGE	Music Effect			85	86	82	91	84	98	95	97	82	97	81				
	SUB-TOTAL Multiply by 0.20			17	17.2	16.4	18.2	16.8	19.6	19	19.4	16.4	19.4	16.2				
	Overall Effect			86	83	78	88	80	98	95	97	84	97	80				
	SUB-TOTAL Multiply by 0.20			17.2	16.6	15.6	17.6	16	19.6	19	19.4	16.8	19.4	16				
	<b>TOTAL</b>			<b>34.20</b>	<b>33.80</b>	<b>32.00</b>	<b>35.80</b>	<b>32.80</b>	<b>39.20</b>	<b>38.00</b>	<b>38.80</b>	<b>33.20</b>	<b>38.80</b>	<b>32.20</b>				
Chief Judge	SUB - TOTAL			<b>82.650</b>	<b>80.900</b>	<b>79.050</b>	<b>85.200</b>	<b>81.500</b>	<b>92.500</b>	<b>94.000</b>	<b>97.700</b>	<b>77.950</b>	<b>90.000</b>	<b>82.500</b>				
Show Coordinator	LESS PENALTIES			0.2	0.0	0.0	0.0	0.0	0.0	0.0	0.0	0.0	0.0	0.0				
Tabulator	FINAL SCORE	<b>0.000</b>	<b>0.000</b>	<b>82.450</b>	<b>0.000</b>	<b>80.900</b>	<b>79.050</b>	<b>85.200</b>	<b>81.500</b>	<b>92.500</b>	<b>94.000</b>	<b>97.700</b>	<b>0.000</b>	<b>77.950</b>	<b>90.000</b>	<b>82.500</b>	<b>0.000</b>	<b>0.000</b>
26	PLACEMENT			<b>1</b>	<b>6</b>	<b>7</b>	<b>4</b>	<b>5</b>	<b>3</b>	<b>2</b>	<b>1</b>	<b>3</b>	<b>1</b>	<b>2</b>				

# TIA ALL-CHAPTER CHAMPIONSHIPS

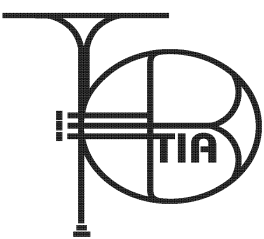
## 2012 WEEKEND IN WILDWOOD

May 5, 2012  
NOVICE, A  
TWIRLER FINAL

		UNIT																	
		code	NORTHWESTERN LEHIGH	BLAIRSVILLE	CSDS SILHOUETTES	SAUCON VALLEY		WOLF'S TWIRLERS	BOYERTOWN LEGIONETTES	DANCE FX		TYRONE	KUTZTOWN	BALD EAGLE	ELIZABETH FORWARD		EAST PENN	KIDNETIX TNT	WOLF'S TWIRLERS
		SNT	SNT	SNT	SNT		INT	INT	INT		SAT	SAT	SAT	SAT		IAT	IAT	IAT	IAT
<b>EQUIPMENT JUDGE</b>	Vocabulary	60	59	65	67		59	61	60		63	62	65	64		58	60	62	63
	Excellence	98	95	110	109		100	103	102		101	98	102	97		94	96	97	103
	<b>TOTAL</b>	<b>15.8</b>	<b>15.4</b>	<b>17.5</b>	<b>17.6</b>		<b>15.9</b>	<b>16.4</b>	<b>16.2</b>		<b>16.4</b>	<b>16</b>	<b>16.7</b>	<b>16.1</b>		<b>15.2</b>	<b>15.6</b>	<b>15.9</b>	<b>16.6</b>
<b>MOVEMENT JUDGE</b>	Vocabulary	56	55	60	62		55	57	60		56	60	64	65		60	64	63	66
	Excellence	98	101	106	110		98	103	113		96	104	110	105		101	105	108	110
	<b>TOTAL</b>	<b>15.4</b>	<b>15.6</b>	<b>16.6</b>	<b>17.2</b>		<b>15.3</b>	<b>16</b>	<b>17.3</b>		<b>15.2</b>	<b>16.4</b>	<b>17.4</b>	<b>17</b>		<b>16.1</b>	<b>16.9</b>	<b>17.1</b>	<b>17.6</b>
<b>ENSEMBLE JUDGE</b>	Composition	74	77	81	80		72	82	83		78	80	96	88		79	84	85	87
	Excellence	70	74	79	78		69	80	77		74	77	94	82		76	83	86	87
	<b>TOTAL</b>	<b>14.4</b>	<b>15.1</b>	<b>16</b>	<b>15.8</b>		<b>14.1</b>	<b>16.2</b>	<b>16</b>		<b>15.2</b>	<b>15.7</b>	<b>19</b>	<b>17</b>		<b>15.5</b>	<b>16.7</b>	<b>17.1</b>	<b>17.4</b>
<b>GENERAL EFFECT JUDGE</b>	Repertoire	76	78	82	81		79	80	77		80	85	97	87		79	88	90	91
	Performance	75	76	81	78		79	80	73		77	83	96	82		76	87	89	91
	<b>TOTAL</b>	<b>15.1</b>	<b>15.4</b>	<b>16.3</b>	<b>15.9</b>		<b>15.8</b>	<b>16</b>	<b>15</b>		<b>15.7</b>	<b>16.8</b>	<b>19.3</b>	<b>16.9</b>		<b>15.5</b>	<b>17.5</b>	<b>17.9</b>	<b>18.2</b>
<b>GENERAL EFFECT JUDGE</b>	Repertoire	77	80	84	83		81	84	80		82	86	97	87		83	88	85	86
	Performance	74	76	83	78		77	79	76		79	82	96	80		77	86	82	83
	<b>TOTAL</b>	<b>15.1</b>	<b>15.6</b>	<b>16.7</b>	<b>16.1</b>		<b>15.8</b>	<b>16.3</b>	<b>15.6</b>		<b>16.1</b>	<b>16.8</b>	<b>19.3</b>	<b>16.7</b>		<b>16</b>	<b>17.4</b>	<b>16.7</b>	<b>16.9</b>
Chief Judge	<b>SUB- TOTAL</b>	<b>75.8</b>	<b>77.1</b>	<b>83.1</b>	<b>82.6</b>		<b>76.9</b>	<b>80.9</b>	<b>80.1</b>		<b>78.6</b>	<b>81.7</b>	<b>91.7</b>	<b>83.7</b>		<b>78.3</b>	<b>84.1</b>	<b>84.7</b>	<b>86.7</b>
Snow Coordinator	LESS PENALTIES	0.0	0.0	0.0	0.0		0.0	0.0	0.0		0.0	0.0	0.0	0.0		0.0	0.0	0.0	0.0
Tabulator	<b>FINAL SCORE</b>	<b>75.8</b>	<b>77.1</b>	<b>83.1</b>	<b>82.6</b>	<b>0.0</b>	<b>76.9</b>	<b>80.9</b>	<b>80.1</b>	<b>0.0</b>	<b>78.6</b>	<b>81.7</b>	<b>91.7</b>	<b>83.7</b>	<b>0.0</b>	<b>78.3</b>	<b>84.1</b>	<b>84.7</b>	<b>86.7</b>
23	<b>PLACEMENT</b>	<b>4</b>	<b>3</b>	<b>1</b>	<b>2</b>		<b>3</b>	<b>1</b>	<b>2</b>		<b>4</b>	<b>3</b>	<b>1</b>	<b>2</b>		<b>4</b>	<b>3</b>	<b>2</b>	<b>1</b>

# TIA ALL-CHAPTER CHAMPIONSHIPS

## 2012 WEEKEND IN WILDWOOD



**May 5, 2012  
OPEN & WORLD  
TWIRLER FINALS**

		UNIT															
		CENTRAL MOUNTAIN	WINDBER		SENSATIONS		SALISBURY		REVOLUTION	PENN STATE	RUSSELL'S ALL STARS						
code		SOT	SOT		IOT		SWT		IWT	IWT	IWT						
<b>EQUIPMENT JUDGE</b>	Vocabulary	73	70		83		85		65	69	90						
	Excellence	71	68		80		82		60	67	87						
	<b>TOTAL</b>	<b>14.4</b>	<b>13.8</b>		<b>16.3</b>		<b>16.7</b>		<b>12.5</b>	<b>13.6</b>	<b>17.7</b>						
<b>MOVEMENT JUDGE</b>	Vocabulary	72	78		84		88		66	74	87						
	Excellence	70	75		81		84		61	70	87						
	<b>TOTAL</b>	<b>14.2</b>	<b>15.3</b>		<b>16.5</b>		<b>17.2</b>		<b>12.7</b>	<b>14.4</b>	<b>17.4</b>						
<b>ENSEMBLE JUDGE</b>	Composition	76	82		78		89		66	69	87						
	Excellence	71	81		80		86		60	66	89						
	<b>TOTAL</b>	<b>14.7</b>	<b>16.3</b>		<b>15.8</b>		<b>17.5</b>		<b>12.6</b>	<b>13.5</b>	<b>17.6</b>						
<b>GENERAL EFFECT JUDGE</b>	Repertoire	82	87		84		91		70	78	86						
	Performance	78	85		84		90		65	73	84						
	<b>TOTAL</b>	<b>16</b>	<b>17.2</b>		<b>16.8</b>		<b>18.1</b>		<b>13.5</b>	<b>15.1</b>	<b>17</b>						
<b>GENERAL EFFECT JUDGE</b>	Repertoire	75	78		84		89		64	70	87						
	Performance	69	77		79		85		57	66	86						
	<b>TOTAL</b>	<b>14.4</b>	<b>15.5</b>		<b>16.3</b>		<b>17.4</b>		<b>12.1</b>	<b>13.6</b>	<b>17.3</b>						
chif Judge	<b>SUB- TOTAL</b>	<b>73.7</b>	<b>78.1</b>		<b>81.7</b>		<b>86.9</b>		<b>63.4</b>	<b>70.2</b>	<b>87.0</b>						
Show coordinator	LESS PENALTIES	0.0	0.0		1.0		0.0		0.0	0.0	0.0						
Tabulator	<b>FINAL SCORE</b>	<b>73.7</b>	<b>78.1</b>	<b>0.0</b>	<b>80.7</b>	<b>0.0</b>	<b>86.9</b>	<b>0.0</b>	<b>63.4</b>	<b>70.2</b>	<b>87.0</b>	<b>0.0</b>	<b>0.0</b>	<b>0.0</b>	<b>0.0</b>	<b>0.0</b>	<b>0.0</b>
24	<b>PLACEMENT</b>	<b>2</b>	<b>1</b>		<b>1</b>		<b>1</b>		<b>3</b>	<b>2</b>	<b>1</b>						