




Jazz : SAJB

	Jersey Shore HS	West Perry HS	Bald Eagle Area HS
JAZZ (2)	43.750 ^{3rd}	46.750 ^{2nd}	48.000 ^{1st}
Content	89.0 ^{3rd}	95.0 ^{2nd}	97.0 ^{1st}
Achievement	86.0 ^{3rd}	92.0 ^{2nd}	95.0 ^{1st}
JAZZ (2)	43.975 ^{3rd}	46.475 ^{2nd}	47.725 ^{1st}
Content	89.6 ^{3rd}	94.3 ^{2nd}	96.3 ^{1st}
Achievement	86.3 ^{3rd}	91.6 ^{2nd}	94.6 ^{1st}
Sub-Total	87.725	93.225	95.725
Penalty	0.00	0.00	0.00
Total	87.725	93.225	95.725
Placement	^{3rd}	^{2nd}	^{1st}
Rating	Outstanding	Outstanding	Superior




Marching Percussion: SRP

Mifflin County HS




VIS-PERC
COMP
PERF

15.400 
76.0 
78.0 


VE-PERC
OE
VE

14.500 
74.0 
71.0 

MUS-PERC
Comp
Perf

22.800 
80.0 
74.0 


ME-PERC
OE
ME

21.900 
71.0 
75.0 

Sub-Total
Penalty

74.600
0.00

Total
Placement

74.600


Stationary Percussion: SAS

	Mifflin County HS	Bald Eagle Area HS
MUS-SPERC	38.800 ^{1st}	42.300
COMP	83 ^{1st}	87
PERF	74 ^{1st}	83
ART-SPERC	41.300 ^{1st}	43.300
PROG	85 ^{1st}	89
FUL	81 ^{1st}	85
Sub-Total	80.100	85.600
Penalty	0.00	0.00
Total	80.100 ^{1st}	85.600 ^{Exhibition}
Placement		

Dance: IJD

Dance: IND

Dance: SRD

Dance: IRD

	Haven Performing Arts	Starlite Dance	Bellefonte Area HS	Haven Performing Arts	Remade by Dance
MV70-130-DANCE	34.960 ^{1st}	29.740 ^{1st}	27.120 ^{1st}	31.360 ^{1st}	30.920 ^{2nd}
VOC	90 ^{1st}	75 ^{1st}	73 ^{1st}	81 ^{1st}	76 ^{2nd}
EXC	86 ^{1st}	74 ^{1st}	65 ^{1st}	77 ^{2nd}	78 ^{1st}
DES 70/130	17.090 ^{1st}	15.540 ^{1st}	14.280 ^{1st}	17.270 ^{1st}	15.020 ^{2nd}
COMP	90 ^{1st}	79 ^{1st}	74 ^{1st}	87 ^{1st}	79 ^{2nd}
EXC	83 ^{1st}	77 ^{1st}	70 ^{1st}	86 ^{1st}	73 ^{2nd}
GE 70/130	18.010 ^{1st}	16.080 ^{1st}	16.810 ^{1st}	16.610 ^{2nd}	17.540 ^{1st}
REP	92 ^{1st}	83 ^{1st}	86 ^{1st}	85 ^{2nd}	89 ^{1st}
PERF	89 ^{1st}	79 ^{1st}	83 ^{1st}	82 ^{2nd}	87 ^{1st}
GE 70/130	17.020 ^{1st}	14.810 ^{1st}	13.680 ^{1st}	15.820 ^{2nd}	16.610 ^{1st}
REP	89 ^{1st}	76 ^{1st}	71 ^{1st}	83 ^{2nd}	85 ^{1st}
PERF	83 ^{1st}	73 ^{1st}	67 ^{1st}	77 ^{2nd}	82 ^{1st}
Sub-Total	87.080	76.170	71.890	81.060	80.090
Penalty	0.00	0.00	0.00	0.00	0.00
Total	87.080	76.170	71.890	81.060	80.090
Placement	^{1st}	^{1st}	^{1st}	^{1st}	^{2nd}

Guard: SMG

Guard: ING

Guard: SNG

	Mifflin County MS	SB Twirl Co. Guard	Glendale HS	Mifflin County HS	Bellefonte Area HS	Sugar Valley Charter
EQ70-130 VOC EXC	12.810 ^{1st} 66 ^{1st} 63 ^{1st}	10.880 ^{1st} 57 ^{1st} 53 ^{1st}	15.140 ^{1st} 77 ^{1st} 75 ^{1st}	13.750 ^{3rd} 72 ^{2nd} 67 ^{3rd}	14.460 ^{2nd} 71 ^{3rd} 73 ^{2nd}	13.210 ^{4th} 68 ^{4th} 65 ^{4th}
MV70-130 VOC EXC	12.280 ^{1st} 64 ^{1st} 60 ^{1st}	10.400 ^{1st} 52 ^{1st} 52 ^{1st}	15.330 ^{1st} 76 ^{1st} 77 ^{1st}	13.610 ^{3rd} 70 ^{3rd} 67 ^{3rd}	14.730 ^{2nd} 73 ^{2nd} 74 ^{2nd}	12.400 ^{4th} 62 ^{4th} 62 ^{4th}
DES 70/130 COMP EXC	12.150 ^{1st} 64 ^{1st} 59 ^{1st}	11.480 ^{1st} 60 ^{1st} 56 ^{1st}	14.480 ^{3rd} 75 ^{3rd} 71 ^{3rd}	15.210 ^{1st} 78 ^{1st} 75 ^{1st}	14.810 ^{2nd} 76 ^{2nd} 73 ^{2nd}	12.660 ^{4th} 62 ^{4th} 64 ^{4th}
GE 70/130 REP PERF	12.410 ^{1st} 64 ^{1st} 61 ^{1st}	10.280 ^{1st} 54 ^{1st} 50 ^{1st}	12.670 ^{4th} 64 ^{4th} 63 ^{4th}	14.670 ^{1st} 74 ^{1st} 73 ^{1st}	13.870 ^{2nd} 70 ^{2nd} 69 ^{2nd}	13.270 ^{3rd} 67 ^{3rd} 66 ^{3rd}
GE 70/130 REP PERF	11.880 ^{1st} 62 ^{1st} 58 ^{1st}	10.210 ^{1st} 53 ^{1st} 50 ^{1st}	12.880 ^{3rd} 67 ^{3rd} 63 ^{3rd}	13.940 ^{2nd} 71 ^{2nd} 69 ^{2nd}	14.670 ^{1st} 74 ^{1st} 73 ^{1st}	11.870 ^{4th} 60 ^{4th} 59 ^{4th}
Sub-Total Penalty	61.530 0.00	53.250 0.00	70.500 0.00	71.180 0.00	72.540 0.00	63.410 0.00
Total Placement	61.530 ^{1st}	53.250 ^{1st}	70.500 ^{3rd}	71.180 ^{2nd}	72.540 ^{1st}	63.410 ^{4th}

Guard: SAG

Central Mountain HS

EQ70-130
VOC
EXC

15.740 1st
80 1st
78 1st

MV70-130
VOC
EXC

15.200 1st
76 1st
76 1st

DES 10/10
COMP
EXC

16.400 1st
84 1st
80 1st

GE 10/10
REP
PERF

15.800 1st
80 1st
78 1st

GE 10/10
REP
PERF

15.500 1st
80 1st
75 1st

Sub-Total
Penalty

78.640
0.00

Total
Placement

78.640
1st

Guard: SRG

	Huntingdon HS	Jersey Shore HS	Bald Eagle Area HS
EQ70-130 VOC EXC	15.950 ^{1st} 83 ^{1st} 78 ^{1st}	15.270 ^{2nd} 77 ^{2nd} 76 ^{2nd}	16.350 85 80
MV70-130 VOC EXC	14.930 ^{1st} 74 ^{1st} 75 ^{1st}	14.530 ^{2nd} 72 ^{2nd} 73 ^{2nd}	15.660 77 79
DES 70/130 COMP EXC	16.610 ^{2nd} 85 ^{1st} 82 ^{2nd}	17.060 ^{1st} 84 ^{2nd} 86 ^{1st}	15.870 80 79
GE 70/130 REP PERF	15.870 ^{1st} 80 ^{1st} 79 ^{1st}	15.540 ^{2nd} 79 ^{2nd} 77 ^{2nd}	16.210 83 80
GE 70/130 REP PERF	16.540 ^{1st} 84 ^{1st} 82 ^{1st}	16.010 ^{2nd} 82 ^{2nd} 79 ^{2nd}	15.810 81 78
Sub-Total Penalty	79.900 0.00	78.410 0.00	79.900 0.00
Total Placement	79.900 ^{1st}	78.410 ^{2nd}	79.900 ^{Exhibition}

Twirlers: ICT

Haven Performing Arts

CAD
CAD

Silver ^{1st}
Silver ^{1st}

CAD
CAD

Silver ^{1st}
Silver ^{1st}

CAD
CAD

Gold ^{1st}
Gold ^{1st}

Sub-Total
Penalty

Silver
0.00

Total
Placement

Silver
^{1st}

Twirlers: IJT

Twirlers: SMT

Twirlers: INT

Twirlers: SNT

	Diamondettes	Starlite Jr Twirlers	Glendale MS	SB Twirl Co.	Haven Performing Arts	Glendale HS
EQ70-130 VOC EXC	15.280 <small>2nd</small> 79 <small>2nd</small> 75 <small>2nd</small>	16.540 <small>1st</small> 84 <small>1st</small> 82 <small>1st</small>	15.680 <small>1st</small> 81 <small>1st</small> 77 <small>1st</small>	11.740 <small>2nd</small> 60 <small>2nd</small> 58 <small>2nd</small>	15.880 <small>1st</small> 82 <small>1st</small> 78 <small>1st</small>	15.210 <small>1st</small> 78 <small>1st</small> 75 <small>1st</small>
MV70-130 VOC EXC	12.950 <small>2nd</small> 68 <small>2nd</small> 63 <small>2nd</small>	14.540 <small>1st</small> 74 <small>1st</small> 72 <small>1st</small>	12.410 <small>1st</small> 64 <small>1st</small> 61 <small>1st</small>	10.210 <small>2nd</small> 53 <small>2nd</small> 50 <small>2nd</small>	16.080 <small>1st</small> 83 <small>1st</small> 79 <small>1st</small>	14.000 <small>1st</small> 70 <small>1st</small> 70 <small>1st</small>
DES 70/130 COMP EXC	14.890 <small>2nd</small> 79 <small>2nd</small> 72 <small>2nd</small>	16.140 <small>1st</small> 82 <small>1st</small> 80 <small>1st</small>	14.410 <small>1st</small> 74 <small>1st</small> 71 <small>1st</small>	9.870 <small>2nd</small> 50 <small>2nd</small> 49 <small>2nd</small>	15.070 <small>1st</small> 76 <small>1st</small> 75 <small>1st</small>	15.260 <small>1st</small> 75 <small>1st</small> 77 <small>1st</small>
GE 70/130 REP PERF	13.350 <small>2nd</small> 70 <small>2nd</small> 65 <small>2nd</small>	14.350 <small>1st</small> 75 <small>1st</small> 70 <small>1st</small>	13.350 <small>1st</small> 70 <small>1st</small> 65 <small>1st</small>	10.070 <small>2nd</small> 51 <small>2nd</small> 50 <small>2nd</small>	14.280 <small>1st</small> 74 <small>1st</small> 70 <small>1st</small>	14.740 <small>1st</small> 75 <small>1st</small> 73 <small>1st</small>
GE 70/130 REP PERF	14.150 <small>2nd</small> 74 <small>2nd</small> 69 <small>2nd</small>	15.810 <small>1st</small> 81 <small>1st</small> 78 <small>1st</small>	14.140 <small>1st</small> 72 <small>1st</small> 70 <small>1st</small>	11.880 <small>2nd</small> 62 <small>2nd</small> 58 <small>2nd</small>	16.410 <small>1st</small> 84 <small>1st</small> 81 <small>1st</small>	15.340 <small>1st</small> 78 <small>1st</small> 76 <small>1st</small>
Sub-Total Penalty	70.620 0.00	77.380 0.00	69.990 0.00	53.770 0.00	77.720 0.00	74.550 0.00
Total Placement	70.620 2nd	77.380 1st	69.990 1st	53.770 2nd	77.720 1st	74.550 1st

Twirlers: IST

Twirlers: SUT

Twirlers: SAT

Twirlers: IAT

	Matriarch	Penn State Elegance	Central Mountain HS	Starlite Twirlers
EQ70-130 VOC EXC	15.740 ^{1st} 80 ^{1st} 78 ^{1st}	14.950 ^{1st} 78 ^{1st} 73 ^{1st}	16.340 ^{1st} 83 ^{1st} 81 ^{1st}	16.810 ^{1st} 86 ^{1st} 83 ^{1st}
MV70-130 VOC EXC	14.530 ^{1st} 72 ^{1st} 73 ^{1st}	12.880 ^{1st} 67 ^{1st} 63 ^{1st}	16.670 ^{1st} 84 ^{1st} 83 ^{1st}	15.340 ^{1st} 78 ^{1st} 76 ^{1st}
DES 10/10 COMP EXC	15.200 ^{1st} 77 ^{1st} 75 ^{1st}	12.200 ^{1st} 62 ^{1st} 60 ^{1st}	17.000 ^{1st} 86 ^{1st} 84 ^{1st}	16.300 ^{1st} 80 ^{1st} 83 ^{1st}
GE 10/10 REP PERF	15.500 ^{1st} 80 ^{1st} 75 ^{1st}	13.500 ^{1st} 70 ^{1st} 65 ^{1st}	16.300 ^{1st} 85 ^{1st} 78 ^{1st}	16.000 ^{1st} 83 ^{1st} 77 ^{1st}
GE 10/10 REP PERF	15.600 ^{1st} 80 ^{1st} 76 ^{1st}	12.700 ^{1st} 66 ^{1st} 61 ^{1st}	16.700 ^{1st} 85 ^{1st} 82 ^{1st}	15.800 ^{1st} 80 ^{1st} 78 ^{1st}
Sub-Total Penalty	76.570 0.00	66.230 0.00	83.010 0.00	80.250 0.00
Total Placement	76.570 ^{1st}	66.230 ^{1st}	83.010 ^{1st}	80.250 ^{1st}

Twirlers: SRT

	Central Mountain HS	Bald Eagle Area HS
EQ70-130 VOC EXC	16.550 ^{1st} 86 ^{1st} 81 ^{1st}	16.740 85 83
MV70-130 VOC EXC	16.410 ^{1st} 84 ^{1st} 81 ^{1st}	16.660 82 84
DES 70/130 COMP EXC	16.950 ^{1st} 88 ^{1st} 83 ^{1st}	16.930 84 85
GE 70/130 REP PERF	17.140 ^{1st} 87 ^{1st} 85 ^{1st}	16.410 84 81
GE 70/130 REP PERF	17.670 ^{1st} 89 ^{1st} 88 ^{1st}	16.740 85 83
Sub-Total Penalty	84.720 0.00	83.480 0.00
Total Placement	84.720 ^{1st}	83.480 Exhibition